



YOUTH2030

A Global Progress Report

2022

YOUTH
2030





Youth2030: Progress Report 2022

Youth2030: Progress Report 2022 is the second report on the status of implementation of Youth2030, the UN Youth Strategy.[↗](#) The report highlights how the UN is advancing global commitments FOR and WITH youth; the impact of strategic planning, funding, coherence and coordination within the UN on youth work; and how global stewardship is strengthening accountability, ensuring that No Youth is Left Behind.



Sustainable Development Goals

On 1 January 2016, the 17 Sustainable Development Goals (SDGs) set out in the 2030 Agenda for Sustainable Development, adopted by world leaders in September 2015 at an historic UN summit, came into force. Over the course of the next eight years, the entities of the UN system and Member States must mobilize efforts to achieve these universal Goals to end all forms of poverty, fight inequality and tackle climate change, while ensuring that No One is Left Behind.



THE SECRETARY-GENERAL

FOREWORD TO THE UNITED NATIONS YOUTH STRATEGY: YOUTH2030 PROGRESS REPORT

April 2022

Today's generation of young people is growing up at a time marked by profound challenges – from conflicts and climate change, to persistent inequalities, inadequate education, youth unemployment and the COVID-19 pandemic, which refuses to be defeated.

But young people are not passively accepting the world as it is.

Instead, they are actively taking the lead in changing it, as innovators, activists and voices of progress. Online, in their communities and in the streets, they are championing the values of equity, justice and international cooperation, and demanding that leaders act now to build a better world for all and to protect our planet.

Youth2030, the United Nations system-wide Youth Strategy, recognizes the vital contribution of young people, and reminds leaders of the importance of including them in decisions that affect their lives and futures.

This second iteration of the *Youth2030 Progress Report* details the Strategy's progress. It shows that, even in the midst of the COVID-19 pandemic, United Nations Country Teams and United Nations agencies continued to put the Strategy into action in communities and countries around the world, opening new doors of participation and for the inclusion of young people across a wide range of areas.

The report also outlines the work ahead, and highlights ways in which we can continue to strengthen our policies, practices and programmes to ensure that young people are heard, and that they have the support they deserve.

This is fully aligned with my report on *Our Common Agenda*, which makes concrete recommendations for improving the work of the United Nations with and for young people. This includes a Summit on Transforming Education that will take place in September this year, as well as the establishment of a dedicated United Nations Youth Office in the Secretariat that will upgrade engagement with young people across all of our work.

Throughout, I am grateful for the leadership of my Envoy on Youth, Ms. Jayathma Wickramanayake, and the High-level Steering Committee for Youth2030, as well as for the tireless efforts of all who contributed to this report.

Every day, I am inspired by the vision, relentless perseverance and innovation of young people around the world. I am proud to stand with them, and to pledge my support and collaboration as we work together to push through this challenging moment in history, and shape a better future for all people.

A handwritten signature in black ink, appearing to read 'António Guterres', written over a long horizontal line that extends to the right.

António Guterres

Secretary-General of the United Nations

Executive Summary

Youth2030, the United Nations Youth Strategy, launched in September 2018 by the Secretary-General to transform UN work FOR and WITH youth, entered its fourth year of implementation in 2021. The present second report, **Youth2030: Progress Report** (2022), highlights progress achieved in 2021 across the UN system.

In 2021, 40 **UN entities** reported, for the first time, and **130 UNCTs**, for a second year, providing detailed information on progress in the implementation of Youth2030. UN entities and UNCTs reported against **key performance indicators (KPIs)** set out in their respective **Youth2030 Scorecards** and against: at milestone 🟢, moving forward 🟡, and getting ready 🔴 rating scales. The report brings together **performance scores for 2021** for both UN entities and UNCTs and time trends in performance (2020 – 2021) for UNCTs based on **net change**¹ across KPIs. The report identifies **top performers for 2021** among UN entities and UNCTs as well as the **top progressors** among UNCTs.

In the face of a number of global challenges, the UN system **made progress** in the implementation of Youth2030 over the past year. Overall, in **UN entities**, 45% of KPIs were 🟢 at the 2021 baseline,² while three UN entities scored 🟢 in **≥80% KPIs**, having already achieved the 2024 milestone.³ **UNCTs worldwide** made progress: overall 🟢 scores improved from **25%** (the 2020 baseline) to **30%** (2021). Progress was made by UNCTs across all regions, with the greatest improvement in 🟢 KPIs/scores in the **Europe and Central Asia region (11%)**, followed by the **Arab States (9%)** and **Latin America and the Caribbean (7%)** regions.

In 2021, knowledge generation and knowledge exchange were two key areas of work across the UN system. In line with their mandates, UN entities: published reports with **new evidence**, focusing, in particular, on Youth Left Behind; released **new data products**; and issued **new guidance**, tools and standards across Youth2030 priority areas. In addition, UN entities facilitated knowledge exchanges on youth using various platforms, including South-South and triangular cooperation, as well as regional, online and face-to-face communication; maintained **knowledge portal(s)** with youth-relevant information; invested in **capacity development** of external stakeholders on topical issues; and partnered with **open-source e-learning platforms** to make online learning and certification available in areas related to youth. While nearly 40% of **UNCTs** included youth components in their knowledge exchange plans (up from 30% in 2020), knowledge exchange plans on youth **in the Asia-Pacific region**, at 55%, were higher than in any other region.

Advocacy on youth issues was a strong theme in 2021: 97% of UN entities supported advocacy events in **intergovernmental forums and global or regional summits and conferences** FOR and WITH youth. In 2021, 75% of UN entities supported or activated campaigns (including social media/digital campaigns) in Youth2030 priority areas, a majority of which were carried out WITH youth; and 65% of UNCTs supported advocacy and communication campaigns FOR youth, 90% of which were implemented WITH youth.

UN entities and UNCTs **supported Governments** in working FOR and WITH youth in the following seven areas:

- ◆ Leave No Youth Behind
- ◆ Policy alignment to the SDGs
- ◆ Policy coherence
- ◆ Public finance
- ◆ Disaggregated data
- ◆ Mainstreaming youth engagement in the design, monitoring and review of in-country programmes
- ◆ In-country youth coordination

¹ "Net change" in UNCTs or KPIs/scores = Number showing positive change minus [-] Number showing negative change.

² **Baselines** for UN entities and UNCTs are established based on the data in their first reporting against the Scorecards (**2020 for UNCTs | 2021 for UN entities**). In the majority of cases percentages lower than 90% have been rounded.

³ The **2024 milestone** is set at **80%**.

In 2021, 96% of UNCTs supported Governments in at least one of the seven areas, and 40% supported Governments all seven areas. **Top areas** supported included policy alignment (92%), disaggregated data (90%), and engaging youth in the design, monitoring and review of in-country programmes (80%). Education, employment/labour and health were the **top sectors** supported.

The UN system continued to deploy a wide array of programming instruments to address developmental challenges, including joint programmes and multistakeholder initiatives. Brokering **strategic partnerships for investments** in innovations FOR and WITH youth stands out as a key achievement of 2021, with UN entities reporting investments across all priority areas of youth work.

In addition, 13 entities reported **direct funding to youth-led organizations** for youth-led projects. At the UNCT level: **85%** supported investments on youth-focused innovations, including **youth led solutions**; and 60% established strategic partnerships for incubating and/or scaling up youth-led solutions. UNCTs in the **Africa region** topped the charts, with 95% of UNCTs in the region reporting support for youth-led investments.

The clear articulation of **results FOR youth in strategic plans**, the inclusion of youth-related activities in relevant annual workplans and ensuring that **adequate resources are allocated** for actions FOR and WITH youth, as well as tracking and reporting on **results achieved** and resources utilized, are essential to the effective implementation of Youth2030 in UN entities and UNCTs. In 2021, 75% of UN entities included specific results for youth, backed with evidence, in their strategic plans; backed with evidence; and 90% of UNCTs included **results for youth** in their UNSDCF. On tracking resources, 40% of UN entities had information available on the proportion of **allocated funds** that were spent on youth-related activities; and 45% (61 of 130) of UNCTs had information on **funding (planned, available or utilized)** on youth. The good news is that, in 2021, in 55% of UN entities, a marker or a tagging system to track resources on youth was in development or already in use. The expansion of the **marker system** to **track resources** will be instrumental in advancing the Youth2030 agenda.

In 2021, UNCTs made great strides in improving their reporting both on youth results and on resources FOR youth, as well as in making such information openly accessible to the public (50% in 2021, up from 35% in 2020). While 80% of UN entities also made data on youth results publicly available, there is room for considerable improvement in their open-access reporting on resources FOR youth, which currently stands at 20%. Tracking of resources FOR youth and transparency of reporting needs to be improved in both UN entities and UNCTs.

During 2021, the engagement of UN entities and UNCTs in inter-agency coordination mechanisms at various levels was critical to the coherence of youth work across the UN system. Engagement at global/regional levels (95%) was notably higher than at the country level, where 55% of UNCTs were coordinated through **results groups/thematic groups/task teams** (data remained unchanged at 2020 levels).

While UN entities implemented a number of good practices on young talent management (75%) and internships (90%), such practices have not yet been reflected in the overall efforts of UNCTs: only 15% of UNCTs reported on actions to improve the proportion of youth in their workforces and only 15% took action to strengthen the fairness and quality of internships.

Youth2030, which is built on established **principles of meaningful youth engagement**, emphasizes working FOR and WITH youth as critical foundations of change. While significant improvement in working WITH youth is evident across the UN system – both in terms of diversity of youth engaged and across various processes and platforms – there are considerable variations across countries and regions and across UN entities and UNCTs: for example: (a) meaningful youth engagement is institutionally mandated in 75% of UN entities and in 45% of UNCTs; and (b) designated spaces

are available for youth engagement in 53% of UN entities and 17% of UNCTs (in the form of youth councils or youth advisory boards). There is an urgent need to ensure that policies, processes and platforms for meaningful youth engagement are in place across the UN system in line with the core principles for such engagement.⁴

In 2021, the High-level Steering Committee continued to advance progress on the Youth2030 agenda and to address gaps in its implementation, with the strong support of the technical leadership group – the Joint Working Group – and the Youth2030 Secretariat in the area of system-wide coordination. **Accountability for youth work** across the UN system continued to be strengthened in 2021 through: (a) establishment of a Youth2030 baseline for UNCTs; (b) building an accountability scorecard and reporting system for UN entities; and (c) integrating Youth2030 indicators into the quadrennial comprehensive policy review process. To strengthen implementation in UNCTs, several actions were carried out by global teams, including the provision of technical support to UNCTs and the finalization of the Youth2030 implementation package. [↗](#)

The High-level Steering Committee established an inter-agency task team to **strengthen internships** across the system and agreed on the introduction of a **system-wide youth marker** to improve tracking of results and resources. **Broad stakeholder engagement** to galvanize support for the implementation of Youth2030 continued to be prioritized throughout 2021.

Strong inter-agency collaboration and robust contributions from networks of young people – high points of 2021 – resulted in an all-around acceleration of work on Youth2030. A transparent and up-to-date e-workspace greatly facilitated seamless and efficient inter-agency work.

The implementation of Youth2030 is moving forward, but not fast enough. The journey in 2022 will focus on addressing critical bottlenecks and gaps in implementation that will require specific strategies to ensure that implementation picks up momentum. Facilitating knowledge sharing from global and regional levels to the country level, strengthening inter-agency coordination at the country level, tracking results and resources for youth, expanding fair and quality internships and increasing the proportion of youth in the workforce will all be critical. In particular, the advancement of policies, processes and platforms for meaningful youth engagement needs to be prioritized.

⁴ Institutionally mandated, rights-based, safe, designated, resourced, transparent, accessible, voluntary, informative, with reciprocal accountability, with due consideration for diversity and inclusion.

Acronyms | Abbreviations

AIDS	Acquired immune deficiency syndrome
BOS	Business Operations Strategy
COVID-19	Coronavirus disease 2019
DCO	Development Coordination Office
DESA	Department of Economic and Social Affairs
DGC	Department of Global Communication
DMSPC	Department of Management Strategy, Policy and Compliance
DPO	Department of Peace Operations
DPPA	Department of Political and Peacebuilding Affairs
ECE	Economic Commission for Europe
ECLAC	Economic Commission for Latin America and the Caribbean
ECOSOC	Economic and Social Council
ESCAP	Economic and Social Commission for Asia and the Pacific
ESCWA	Economic and Social Commission for Western Asia
ESRS	Youth2030 Entities Scorecard Reporting System
FAO	Food and Agriculture Organization of the United Nations
HIV	Human immunodeficiency virus
HLSC	High-level Steering Committee
IANYD	Inter-Agency Network on Youth Development
ICMYO	International Coordination Meeting of Youth Organizations
IFAD	International Fund for Agricultural Development
ILO	International Labour Organization
IMS	Information management system
IOM	International Organization for Migration
ITC	International Trade Centre
ITU	International Telecommunication Union
KPIs	Key performance indicators
OCHA	Office for the Coordination of Humanitarian Affairs
OCT	Office of Counter-Terrorism
ODA	Office for Disarmament Affairs
OHCHR	Office of the United Nations High Commissioner for Human Rights
OSGEY	Office of the Secretary-General's Envoy on Youth
PBF	Peacebuilding Fund
SDGs	Sustainable Development Goals
UNAIDS	Joint United Nations Programme on HIV/AIDS
UNAOC	United Nations Alliance of Civilizations
UNCDF	United Nations Capital Development Fund
UNCTAD	United Nations Conference on Trade and Development
UNCT	United Nations Country Team
UNDP	United Nations Development Programme
UNDRR	United Nations Office for Disaster Risk Reduction
UNEP	United Nations Environment Programme
UNESCO	United Nations Educational, Scientific and Cultural Organization
UNFPA	United Nations Population Fund
UNHCR	Office of the United Nations High Commissioner for Refugees
UNICEF	United Nations Children's Fund
UNIDO	United Nations Industrial Development Organization
UNODC	United Nations Office on Drugs and Crime
UNOPS	United Nations Office for Project Services
UNOSCC	United Nations Office for South-South Cooperation
UNSDCF	UN Sustainable Development Cooperation Framework
UNSDG	United Nations Sustainable Development Group
UNV	United Nations Volunteers
UN-Women	United Nations Entity for Gender Equality and the Empowerment of Women
WHO	World Health Organization
WIPO	World Intellectual Property Organization

Table of Contents

1. Introduction	10
1.1 Background	11
1.2 Youth2030: Journey through 2021	13
2. Reporting and analysis in 2021	14
2.1 UN entities: reporting and analysis in 2021	15
2.2 UNCTs: reporting and analysis in 2021	19
3. Overview of progress: 2021	20
3.1 Key messages	21
3.2 Baselines and milestones Top performers and top progressors	22
4. UN system: advancing global commitments on youth	28
4.1 Make data and evidence on youth widely available; set standards for work on youth	29
4.2 Support Governments in policymaking and programmes on youth	33
4.3 Establish programmes, projects and partnerships on youth	36
4.4 Build the capacity of stakeholders and support the exchange of knowledge on youth	38
4.5 Advocate and communicate on youth issues	41
5. Youth focus in UN strategic planning processes	44
5.1 Youth in UN strategic planning	45
5.2. Alignment of workplans to Youth2030	47
5.3 Funding for youth	48
5.4 Transparency of reporting on youth	49
6. Architecture and capacities to deliver on Youth2030	51
6.1 Engagement in inter-agency coordination mechanisms on youth	52
6.2 Strengthening internal capacities on Youth2030	54
6.3 Increasing the proportion of youth (<35 years) in the UN workforce	55
6.4 Fair and quality internships	56
7. Meaningful youth engagement in the UN system	58
7.1 UN entities	59
7.2 UNCTs	63
8. Global stewardship	67
8.1 Strengthening system-wide accountability on youth	68
8.2 Strengthening implementation in UNCTs	70
8.3 Stepping up action on internships	73
8.4 System-wide youth marker	73
8.5 Stakeholder engagement for expansion and advocacy	74
8.6 Working arrangements	74
9. Journey Forward	75
Annexes	78
I. List of contributing United Nations entities	79
II. List of contributing United Nations Country Teams	80
III. UN entities: Key performance indicators and scores	81
IV. UN Country Teams: Key performance indicators and scores	82
V. Youth2030: High-level Steering Committee	83
VI. Youth2030: Technical Leadership Team (Joint Working Group)	84
VII. Youth2030 Secretariat	85
VIII. Youth2030: Progress Report 2022 Contributors and reviewers	86



1.

Introduction

1.1 Background

Global challenges such as the coronavirus disease (COVID-19) pandemic, climate crisis and conflicts across the world have stalled progress towards the achievement of the 2030 Agenda for Sustainable Development. With only eight years left to achieve the Sustainable Development Goals (SDGs), the world needs to meet these challenges head on and to accelerate the implementation of global commitments, including the SDGs, for current and future generations.

Extraordinary times require exceptional courage: our hope lies with the 1.8 billion young people in the world who are vital for the achievement of the 2030 Agenda and our shared international responsibility to ensure the future of the planet and its population. The voices, expertise and creativity of youth are critical in shaping decisions and policies, driving social progress and inspiring political change.

Young people occupy a key place in the report of the Secretary-General, *Our Common Agenda*, [his](#) vision for a future of global cooperation and for reinvigorating an inclusive, networked and effective multilateralism. It is an agenda for action designed to accelerate the implementation of existing agreements, including the 2030 Agenda, with a view forward to the next 25 years.

The implementation of the SDGs and the vision outlined in **Our Common Agenda** will only be possible if young people are meaningfully engaged in decision-making at all levels – this key element is underlined in Youth2030, the UN Youth Strategy, launched in September 2018 by the Secretary-General to transform the work across the UN system FOR and WITH youth.

- ◆ Address the **needs**, build the **agency** and advance the **rights** of young people
- ◆ Assure the **engagement and participation** of **young people** in the **implementation, review and follow-up** of the **2030 Agenda** (and other global agendas)
- ◆ Ensure that the work of the UN on youth issues is pursued in a **coordinated, coherent and holistic manner together WITH youth**



Youth2030 entered its fourth year of implementation in September 2021. Despite the global challenges, the Youth2030 agenda continued to gain ground system-wide, with progress across the five priority and four foundational areas:

Priority areas:

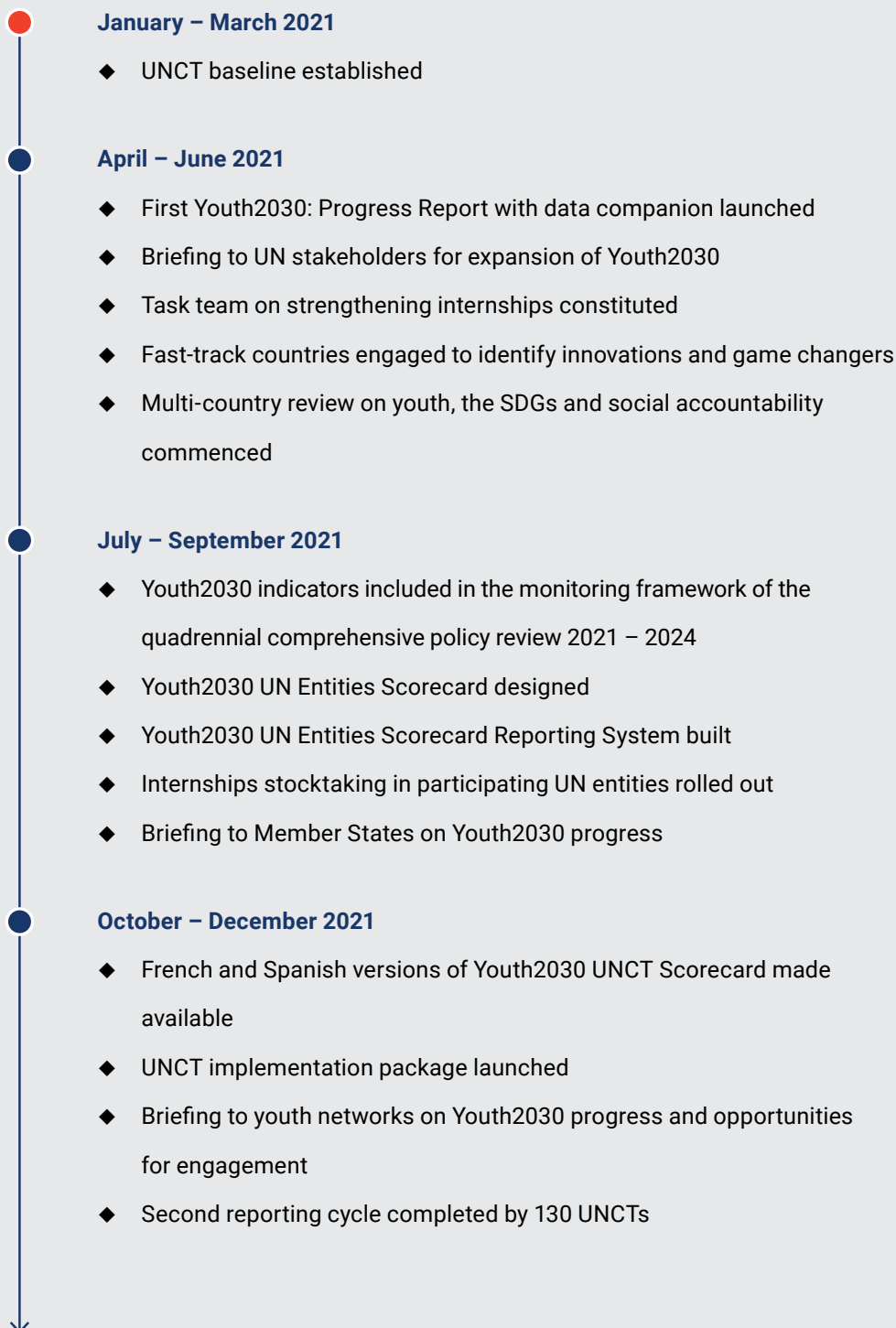
- ◆ Youth engagement, participation and advocacy
- ◆ Informed and healthy foundations
- ◆ Economic empowerment through decent work
- ◆ Youth and human rights
- ◆ Peacebuilding and resilience-building

Foundational areas, with the UN as:

- ◆ A leadership example
- ◆ A knowledge and innovation pioneer
- ◆ An investment and solutions catalyst
- ◆ An accountability leader

The present report, the second edition of **Youth2030: Progress Report**, captures key milestones and highlights progress achieved in 2021 across the UN system, including by UN entities and UN Country Teams (UNCTs).

1.2 **Youth2030:** **Journey through** **2021¹**



¹ Progress on Youth2030 from a global viewpoint.

2.

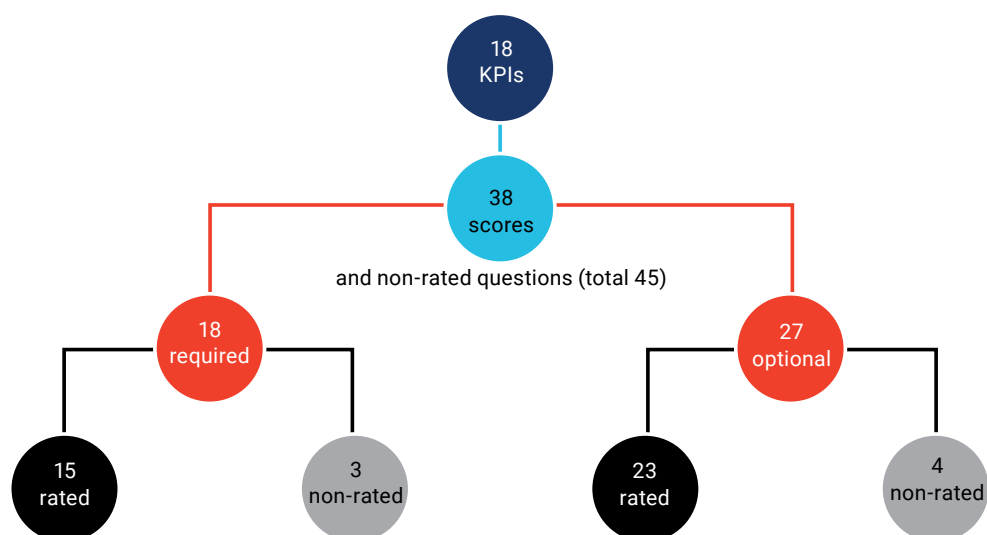
Reporting and analysis in 2021

2.1 UN entities: reporting and analysis in 2021

In 2021, 40 UN entities recorded their contributions in the Youth2030 Entities Scorecard Reporting System (Youth2030 ESRS or ESRS), a secure online reporting platform, supported by the Office of the Secretary-General's Envoy on Youth and hosted within the UN Secretariat. Unlike the qualitative reporting by UN entities in 2020, reporting for 2021 was submitted against the Youth2030 Entities Scorecard accountability tool.² ↗

Reporting included:

- ◆ Overview of the entity:
 - ◆ Mandate
 - ◆ Geographical presence/support
 - ◆ Actions/functions on youth
 - ◆ Youth2030 priority areas in line with their mandates
- ◆ Performance of the entity against key performance indicators (KPIs):
 - ◆ **18 KPIs**, which included 38 scores and 7 non-rated questions
 - ◆ All entities reported on the **required KPIs (15 scores and 3 non-rated questions)** but had the flexibility to select **optional ones (23 scores and 4 non-rated questions)** for reporting relevant to their mandates and geographical presence/support



Reported data for 2021 for UN entities, which have been compiled, validated and analysed, are presented under **Performance of the entity** in: (a) chapters 3, 4, 5, 6 and 7; and (b) individual UN Entity Snapshots. ↗

Insights are provided on each entity's work FOR and WITH youth, including:

- ◆ Performance scores for 38 scores on a three-point scale, marked:
 - No. At milestone ● No. Moving forward ● No. Getting ready
- ◆ KPIs that were NOT selected for reporting by the entity are marked in grey (not applicable)
- ◆ Qualitative information for 7 non-rated questions, including selected examples are presented in chapters 4, 5 and 6 below.³

² Details on the process of development of the ESRS platform and the Entities Scorecard are available in chapter 8 below.

³ A full list of examples is presented in Youth2030: UN Action Supplement 2022. ↗

Overview of entity reporting

UN entities reported on a minimum of 18 KPIs and a maximum of 45 (38 scores and 7 non-rated questions):

- ◆ 40% of entities (15 out of 40) reported on all KPIs/scores
- ◆ 95% (38 out of 40) reported on at least 29 KPIs/scores

Additional details on the UN entities that reported in 2021 are available in the following tables:

- ◆ UN entities reporting in 2021 (table 1)
- ◆ UN entities reporting in 2021: actions/functions on youth (table 2)
- ◆ UN entities reporting in 2021: activities in Youth2030 priority areas (table 3)

Table 1

UN entities reporting in 2021

DCO	DESA	DGC	DMSPC	DPO	DPPA	ECE	ECLAC	ESCAP	ESCWA
FAO	IFAD	ILO	IOM	ITC	ITU	OCHA	OCT	ODA	OHCHR
OSGEY	UNAIDS	UNAOC	UNCDF	UNCTAD	UNDP	UNDRR	UNEP	UNESCO	UNFPA
UNHCR	UNICEF	UNIDO	UNOPS	UNOPS	UNOSSC*	UNV	UN-Women	WHO	WIPO

Note: UN entities are listed above under the respective bodies to which they report:

■ UN Secretariat ■ General Assembly ■ ECOSOC

* UNOSSC reports to UNDP and to the High-level Committee on South-South Cooperation at the General Assembly.

Table 2

UN entities reporting in 2021: actions/functions on youth

Actions/functions on youth	No. of entities supporting each action/function on youth	UN Entities																																														
		DCO	DESA	DGC	DMSPC	DPO	DPPA	ECE	ECLAC	ESCAP	ESCWA	FAO	IFAD	ILO	IOM	ITC	ITU	OCHA	OCT	ODA	OHCHR	OSGEY	UNAIDS	UNAOCC	UNCDF	UNCTAD	UNDP	UNDRR	UNEP	UNESCO	UNFPA	UNHCR	UNICEF	UNIDO	UNODC	UNOPS	UNOSSC	UNV	UN-Women	WHO	WIPO							
No. of actions and functions on youth supported by each UN entity	Total No. of UN entities = 40	3	10	4	3	5	9	3	8	11	8	11	11	10	12	9	9	4	10	9	8	9	10	9	10	7	12	7	9	9	12	12	12	7	12	1	6	10	8	8	5							
Data and evidence	34																																															
Setting standards	30																																															
Capacity-building	35																																															
Assistance/advisory services	29																																															
Programmes and projects	33																																															
Partnership	35																																															
Financing	17																																															
Coordination	26																																															
Advocacy	36																																															
Communication, outreach, visibility	33																																															
Operational and management support	14																																															
Oversight	10																																															

Note: Actions/functions of UN entities reported in line with their respective mandates.

Table 3

UN entities reporting in 2021: activities in Youth2030 priority areas

UN entities	No. of UN entities working in each Youth2030 priority area	DCO	DESA	DGC	DMSFC	DPO	DPPA	ECE	ECLAC	ESCAP	ESWIA	FAO	IFAD	ILO	IOM	ITC	ITU	OCHA	OCT	ODA	OHCHR	OSGEY	UNAIDS	UNADG	UNCDF	UNCTAD	UNDP	UNDRR	UNEP	UNESCO	UNFPA	UNHCR	UNICEF	UNIDO	UNODC	UNOPS	UNOSSC	UNV	UN-Women	WHO	WIPO															
		5	22	23	1	8	8	5	17	15	10	19	8	17	22	11	12	3	17	15	21	23	11	8	7	14	23	9	12	19	20	18	20	14	11	7	10	19	14	11	6															
1. Youth-engagement, participation and advocacy																																																								
Partner with youth organization*	38																																																							
Strengthen youth engagement in UN	29																																																							
Engaged youth in intergovernmental forums	32																																																							
Leverage technology/digital solutions for outreach	27																																																							
Amplify and showcase contributions of youth	34																																																							
2. Informed and healthy foundations																																																								
Quality education	26																																																							
Non-formal education	21																																																							
Mental health	16																																																							
Sexual reproductive health and rights (incl. HIV)	18																																																							
Universal health coverage	13																																																							
Healthy environment	19																																																							
3. Economic empowerment through decent work																																																								
Economic policies for youth employment	22																																																							
Employability: training, school-to-work transition	26																																																							
Labour market policies/programmes	18																																																							
Youth entrepreneurship, self-employment	26																																																							
4. Youth and human rights																																																								
Human rights	24																																																							
Youth in vulnerable situations	25																																																							
Human rights, global citizenship, SDGs education	20																																																							
Civic engagement: political processes, youth-responsive institutions	26																																																							
Youth-rights focus: treaty bodies, special procedures, human rights mechanisms	10																																																							
5. Peacebuilding and resilience-building																																																								
Youth, peace and security	24																																																							
Humanitarian action	16																																																							
Climate and the environment	25																																																							

* Includes a wide range of formal and informal communities of young people in the form of youth-led and youth-serving federations, unions, organizations, associations, councils, networks, clubs, movements, mechanisms and structures.

2.2 UNCTs: reporting and analysis in 2021

In 2021, for a second year, all 130 UNCTs self-reported in the UN Sustainable Development Group Information Management System (UNSDG IMS) on their progress in implementing 19 KPIs set out in the Youth2030 UNCT Scorecard.⁴ ↗

Reported data for 2021 for UNCTs, which have been compiled, validated and analysed, are presented in: (a) chapters 3, 4, 5, 6 and 7; (b) individual UNCT Snapshots; and (c) regional and global aggregate UNCT Snapshots in the UNCT Snapshot Series. ↗

Data on the work of UNCTs FOR and WITH youth includes:

- ◆ **Performance scores for 2021** on the 19 KPIs, including 26 scores for each UNCT, marked:
 - No. At milestone
 - No. Moving forward
 - No. Getting ready
- ◆ **Time-trend analysis (2020 – 2021)** of both UNCTs and KPIs/scores, available for the first time, provide insights on UNCTs and KPIs/scores that:
 - ◆ Made progress
 - ◆ Saw no change
 - ◆ Fell behind

The time-trend analysis was based on **net changes** in the performance of UNCTs or KPIs/scores.

Net change in UNCTs or KPIs/scores = number showing positive change **minus** [-] number showing negative change:

- ◆ Net positive change means that a UNCT or KPI/score has **made progress**
- ◆ Zero net change means it **saw no change**
- ◆ Net negative change means that it **fell behind**

Based on data analysis, the report and the UNCT Snapshots include information on:

- ◆ **Top performers (2021)**: top 3 UNCTs with the maximum number of ● in 2021
- ◆ **KPIs/scores with the most ● (2021)**: top 3 KPIs/scores with the maximum number of ● in 2021
- ◆ **Top progressors (2020 – 2021)**: top 3 UNCTs with improvement in at least one-third of scores
- ◆ **KPIs/scores with the most improvement (2020 – 2021)**: top 3 KPIs/scores with improvement in at least 10% of UNCTs

⁴ Reporting on COVID-19 response and recovery (KPI 20) by UNCTs was integrated into routine end-of-year reporting for 2021. Data on KPI 6.3 (UNCT processes – WITH youth) are available for 104 of 130 UNCTs for 2021.

3.

Overview of progress: 2021

3.1 Key messages

- ◆ In 2021, UN entities and UNCTs **made progress** in implementing Youth2030, supporting the efforts of Governments and other stakeholders to advance global commitments on youth, including the SDGs, advocating for and promoting evidence-based policymaking, scaling up programmes and projects and establishing strategic partnerships for investments and innovation on youth. To meet the 2030 goals by the end of the current decade, **we must build upon, and accelerate Youth2030** throughout the UN system.
- ◆ During 2021, the engagement of UN entities and UNCTs in **inter-agency coordination mechanisms** at various levels was critical to the coherence of youth work across the UN system. Engagement at **global/regional levels** was **notably higher than** at the **country level**, which remained unchanged at 2020 levels.
- ◆ In 2021, UNCTs made great strides in improving their **reporting both on youth results and on resources for youth**, as well as in making such **information openly accessible to the public**; while 80% of UN entities also made data on youth results publicly available, there is room for considerable improvement in their open-access reporting on resources for youth. **Tracking of resources for youth and transparency of reporting** needs improvement in both UN entities and UNCTs.
- ◆ While UN entities implemented a number of good practices on **internships and young talent management**, such practices have **not yet been reflected** in the overall efforts of **UNCTs**.
- ◆ Significant improvements in **working WITH youth** have been reported, although there are sizable variations across countries and regions and across UN entities and UNCTs. There is an **urgent need to strengthen policies, processes and platforms** across the UN system to ensure that youth engagement is meaningful.

3.2 Baselines and milestones | Top performers and top progressors

2024 milestones

Youth2030 Scorecards for UN entities and UNCTs set out the following **2024 milestones** for the implementation of Youth2030:

- ◆ UN entities are to achieve a 🟢 rating for **≥ 80%** of relevant KPIs/scores⁵
- ◆ UNCTs are to achieve a 🟢 rating for **≥ 80%** of KPIs/scores

Baselines for UN entities and UNCTs are established based on the data in their first reporting against the Scorecards (2020 for UNCTs | 2021 for UN entities).

3.2.1. UN entities

An overview of the achievements of UN entities in 2021 are set out below:

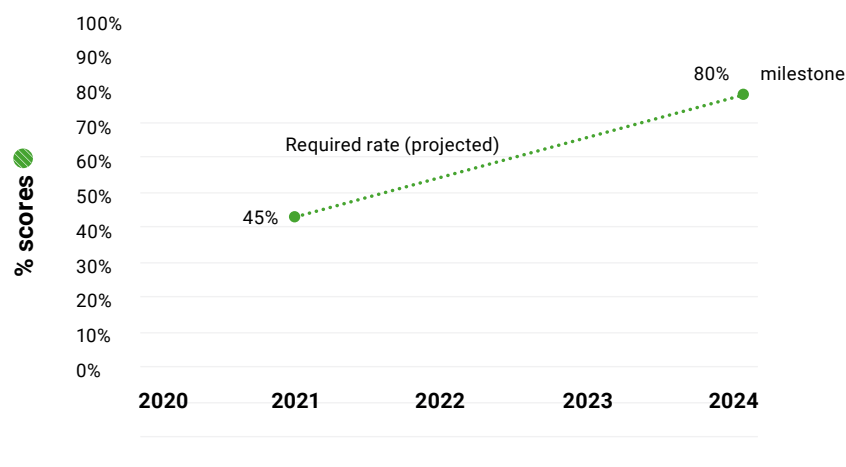
- ◆ Overall % of 🟢 in 2021
- ◆ UN entities with the most 🟢 in 2021 (Top performers)
- ◆ Scores with the most 🟢 in 2021

Overall

Overall, 45% of scores were 🟢 at the 2021 baseline in UN entities.

UN entities

Percentage of scores 🟢 at baseline (2021) vs. at milestone (2024)



⁵ UN entities support Youth2030 activities relevant to their individual mandates.

UN entities with the most 🟢 in 2021

In 2021, $\geq 80\%$ of scores were 🟢 (the 2024 milestone) in the following 3 (of 40) UN entities: these 3 UN entities were the **top performers in 2021**:

- ◆ OSGEY 87% of scores 🟢 (27 of 31)
- ◆ UNFPA 82% of scores 🟢 (31 of 38)
- ◆ DMSPC 82% of scores 🟢 (18 of 22)

In 2021, $\geq 65\% - 79\%$ of scores were 🟢 in the following 4 UN entities:

- ◆ UNIDO 74% of scores 🟢 (28 of 38)
- ◆ ODA 70% of scores 🟢 (21 of 30)
- ◆ ILO 66% of scores 🟢 (25 of 38)
- ◆ UNDP 66% of scores 🟢 (25 of 38)

In 2021, $50\% - 64\%$ of scores were 🟢 in the following 9 UN entities:

- ◆ UNICEF 63% of scores 🟢 (24 of 38)
- ◆ FAO 63% of scores 🟢 (22 of 35)
- ◆ UNESCO 59% of scores 🟢 (22 of 37)
- ◆ WHO 58% of scores 🟢 (22 of 38)
- ◆ UN-Women 55% of scores 🟢 (21 of 38)
- ◆ UNAOC 55% of scores 🟢 (21 of 38)
- ◆ OCT 56% of scores 🟢 (19 of 34)
- ◆ OHCHR 54% of scores 🟢 (19 of 35)
- ◆ UNEP 50% of scores 🟢 (17 of 34)

KPIs with the most 🟢 in 2021

In 2021, the majority of UN entities scored 🟢 in the following 5 KPIs; 97% were 🟢 for KPI 13.1 (advocacy events).

KPIs	No. of entities that reported on KPIs	No. of entities that were 🟢 for KPIs	Percentage of 🟢 KPIs
KPI 13.1 (advocacy events)	37	36	97
KPI 8.4 (knowledge exchange)	36	31	86
KPI 18.2 (diversity of youth engaged)	40	34	85
KPI 6.1 (new evidence)	31	26	84
KPI 13.2 (international day events)	37	30	81

3.2.2 UNCTs

An overview of the achievements of UNCTs in 2021 is presented below:

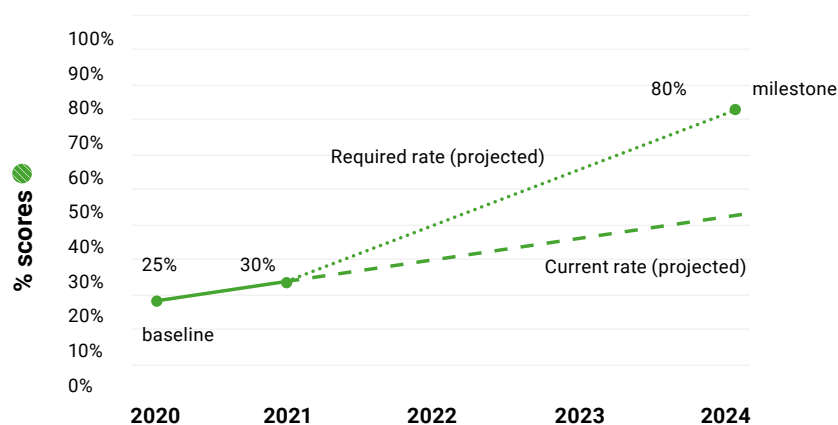
- ◆ Overall improvement in % of 🟢 KPIs/scores (2020 – 2021) at the global and regional levels
- ◆ UNCT Leaderboard: Top-performing UNCTs (2021) and top-progressing UNCTs (2020 – 2021)
- ◆ KPIs with the most 🟢 in 2021 and KPIs with the most improvement (2020 – 2021)

Overall

At the 2020 baseline, overall, 25% of KPIs/scores were 🟢 in UNCTs. During 2020 – 2021, overall 🟢 scores improved from 25% to 30%.

UNCTs

Percentage of 🟢 scores at baseline (2020) and 2021 vs. projected milestone



Across all regions, 🟢 KPIs/scores improved in 2020 – 2021, with the most improvement in the **Europe and Central Asia** region (11%), followed by the **Arab States** (9%) and **Latin America and the Caribbean** (7%) regions.

Comparison of 🟢 KPIs/scores	Percentage of 🟢 KPIs/scores (of 27) in 2020	Percentage of 🟢 KPIs/scores (of 26) in 2021	Percentage change
Global	25	30	5
Europe and Central Asia	30	41	11
Arab States	16	25	9
Latin America and the Caribbean	18	25	7
Africa	26	30	4
Asia-Pacific	28	30	2

Note: Reporting on UNCTs COVID-19 response and recovery (KPI 20) was integrated into routine end-of-year reporting for 2021.

UNCT Leaderboard

The list of: (a) **top-performing UNCTs (2021)** and (b) **top-progressing UNCTs (2020 – 2021)** on the UNCT Leaderboard at the global and regional levels is presented in the table below.

	<i>Top performers: 2021</i>	<i>Top progressors: 2020 – 2021</i>
Global	Central African Republic Costa Rica Honduras Kosovo*	Armenia Central African Republic Honduras
Africa	Central African Republic Gambia Niger	Central African Republic Eritrea Madagascar
Arab States	Iraq Kuwait State of Palestine	Bahrain Kuwait
Asia-Pacific	India Lao People's Democratic Republic Thailand	Indonesia
Europe and Central Asia	Albania Kosovo* Uzbekistan	Armenia Bosnia and Herzegovina
Latin America and the Caribbean	Costa Rica Guatemala Honduras	El Salvador Honduras

* All references to Kosovo shall be understood in the context of Security Council resolution 1244 (1999).

KPIs with the most 🟢 scores (2021) | KPIs with the most improvement (2020 – 2021)

Lists of: (a) **KPIs with the most 🟢 scores in 2021** and (b) **KPIs with the most improvement (2020 – 2021)** at the global and regional levels are presented in the table below.

<i>Global/ regional</i>	<i>KPIs/scores with the most 🟢 in 2021</i>	<i>KPIs/scores with the most improvement: 2020 – 2021</i>
Global	KPI 6.2 (diversity of youth engaged) KPI 7 (youth coordination – UNCTs) KPI 8 (capacities)	KPI 1 (youth situational analyses) KPI 5 (transparency) KPI 6.4 (UNCT support to Governments – WITH youth)
Africa	KPI 2 (results for youth) KPI 7 (youth coordination – UNCTs) KPI 8 (capacities)	KPI 1 (youth situational analyses) KPI 2 (results for youth) KPI 6.4 (UNCT support to Governments – WITH youth) KPI 17 (investments in youth-led solutions)
Arab States	KPI 3.1 (joint workplans) KPI 6.2 (diversity of youth engaged) KPI 8 (capacities) KPI 17 (investments in youth-led solutions)	KPI 3.1 (joint workplans) KPI 12.2 (policy coherence) KPI 17 (investments in youth-led solutions)
Asia-Pacific	KPI 6.2 (diversity of youth engaged) KPI 6.5 (UNCT-led projects – WITH youth) KPI 7 (youth coordination – UNCTs) KPI 8 (capacities)	KPI 1 (youth situational analyses) KPI 6.4 (UNCT support to Governments – WITH youth) KPI 8 (capacities)
Europe and Central Asia	KPI 3.1 (joint workplans) KPI 5 (transparency) KPI 6.2 (diversity of youth engaged)	KPI 4.2 (funding (available vs. utilized)) KPI 5 (transparency) KPI 6.4 (UNCT support to Governments – WITH youth)
Latin America and the Caribbean	KPI 3.1 (joint workplans) KPI 5 (transparency) KPI 6.2 (diversity of youth engaged) KPI 8 (capacities)	KPI 3.1 (joint workplans) KPI 5 (transparency) KPI 8 (capacities)



4.

UN system: advancing global commitments on youth

UN entities and UNCTs advance global commitments on youth through the following actions:

- 4.1 Make data and evidence on youth widely available; set standards for work on youth
- 4.2 Support Governments in policymaking and programmes on youth
- 4.3 Establish programmes, projects and partnerships on youth
- 4.4 Build the capacity of stakeholders and support the exchange of knowledge on youth
- 4.5 Advocate and communicate on youth issues

Chapter 4 presents data from the 40 UN entities that reported in 2021 against the relevant KPIs set out in the Youth2030 UN Entities Scorecard. [↗](#)

4.1

Make data and evidence on youth widely available; set standards for work on youth

Data and evidence are the cornerstones of UN work on youth, including providing up-to-date databases and data products, generating evidence and establishing norms and standards to support evidence-based policymaking, programming and advocacy on youth issues.

The insights presented below have primarily been drawn from the reporting of UN entities, although significant data and evidence are the result of work carried out at the UNCT level. Information is organized under three broad areas:

- ◆ Data on youth
- ◆ Evidence on youth
- ◆ Norms and standards

Data on youth: routine reporting/surveys/big data (KPI 5)

In 2021, in line with their mandates, UN entities provided high-quality, timely and reliable data/databases on youth to monitor trends at various levels. Information is set out under the following themes:

- ◆ Databases on youth
- ◆ New indicators and methodologies on youth
- ◆ New data/data products on youth
- ◆ Harnessing big data sources for insight on youth issues


Databases (KPI 5.1)

In 2021, 85% (27 of 32) of UN entities provided up-to-date data through global and regional databases on youth.


New indicators (KPI 5.2)

In 2021, 55% (18 of 32) of UN entities spearheaded the development of new indicators on youth issues.

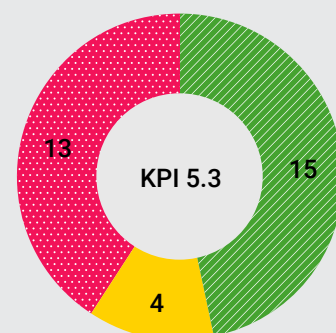
New data/data products (KPI 5.3)

In 2021, 60% (19 of 32) of UN entities released new data products on youth to inform evidence-based programming and advocacy; 47% (15 of 32) scored , having included insights on youth left behind.

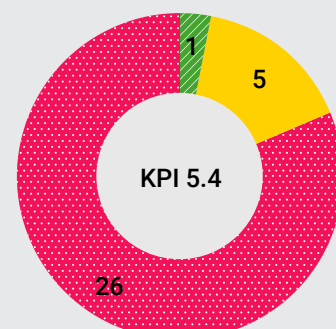
Big-data sources (KPI 5.4)

In 2021, 25% (8 of 32) of UN entities harnessed big-data sources for insights on youth issues; only 5% (1 of 32) scored , with one or more big-data projects completed.

UN entities



UN entities




Evidence on youth (KPI 6)

In 2021:

- ◆ UN entities carried out several cutting-edge research, analyses and review exercises, including evaluations and documentation, to guide evidence-based advocacy and action on youth (KPI 6): the resulting data are presented as:
 - ◆ New evidence on youth (KPI 6.1)
 - ◆ Best practices and lessons learned (KPI 6.2)
 - ◆ Flagship and periodic reports (KPI 6.3)
 - ◆ Evaluations on youth (global/regional) (KPI 6.4)

New evidence on youth (KPI 6.1)

In 2021, 85% (27 of 31) of UN entities generated new evidence across Youth2030 priority areas in line with their mandates; 84% (26 of 31) scored  – providing evidence on youth left behind.


Best practices and lessons learned (KPI 6.2)

In 2021, 80% (25 of 31) of UN entities published best practices and lessons learned documentation on youth issues.


Flagship and periodic reports (KPI 6.3)

In 2021, 70% (21 of 31) of UN entities published flagship/periodic reports that included insights on youth.

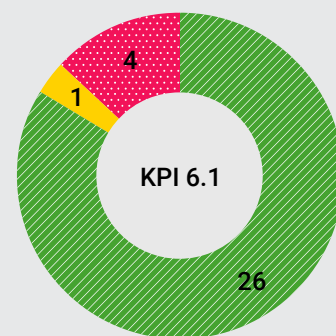
Evaluations on youth (global/regional) (KPI 6.4)

In 2021, 45% (18 of 40) of UN entities completed evaluations on youth; 25% (10 of 40) of scored , with one or more evaluations being carried out jointly.

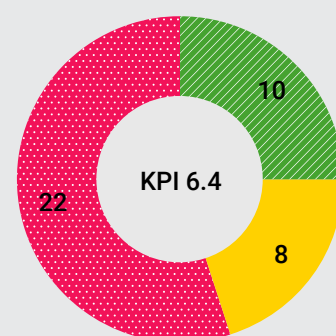
Set standards (KPI 7)

In 2021, 65% (20 of 32) of UN entities published new guidance/tools/standards on youth and scored , having included guidance on reaching youth left behind.

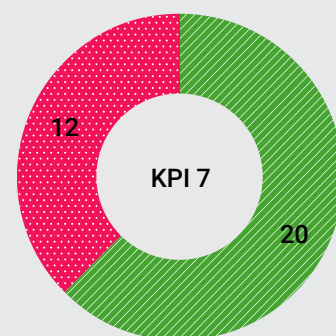
UN entities



UN entities



UN entities



UN action on youth

Data: selected examples*

Databases

(KPI 5.1)

- ◆ UN statistical and SDG databases (DESA)
- ◆ Adolescents and Youth Dashboard (UNFPA) [↗](#)
- ◆ Data for the SDGs (UNESCO) [↗](#)
- ◆ Global AIDS Monitoring (youth-friendly services) (UNAIDS) [↗](#)
- ◆ HIV related laws and policies analytics (with youth tag) (UNAIDS, WHO) [↗](#)
- ◆ WHO data collections (WHO) [↗](#)
- ◆ Youth labour statistics (ILO) [↗](#)
- ◆ Global databases (UNODC) [↗](#)
- ◆ SDG Gateway (ESCAP) [↗](#)
- ◆ ECE Statistical Database (ECE)
- ◆ JUVeLAC: Youth Observatory for Latin America and the Caribbean (ECLAC) [↗](#)

New indicators

(KPI 5.2)

- ◆ Youth Internet Use (ITU) [↗](#)
- ◆ UNFPA Youth Empowerment Index (UNFPA)
- ◆ Global Action for Measurement of Adolescent Health (UNAIDS, UNESCO, UNFPA, UNICEF, UN-Women, World Bank Group, WFP, WHO) [↗](#)
- ◆ Labour market transitions for youth (ILO)
- ◆ Youth, peace and security framework indicator for strategic plan (UNDP, UN-Women, UNFPA)

New data/data products

(KPI 5.3)

- ◆ Youth left behind with no access to education (ECLAC, UNICEF, UNESCO) [↗](#)
- ◆ Civic Participation of Youth in the Digital World (Europe and Central Asia) (UNDP) [↗](#)

Big-data sources

(KPI 5.4)

- ◆ Data futures platform (UNDP) [↗](#)
- ◆ Big-data use for skills analysis (ILO) [↗](#)

*For a full list of examples, see Youth2030: UN Action Supplement 2022. [↗](#)

UN action on youth

Evidence: selected examples*

New evidence

(KPI 6.1)

- ◆ Multidimensional poverty in Lebanon (adolescent-focused) (ESCWA) [↗](#)
- ◆ Transforming Food Systems: Youth Innovation (FAO, DESA, Major Group for Children and Youth) [↗](#)
- ◆ Addressing gender barriers to entrepreneurship and leadership among girls and young women in South-East Asia (UNDP) [↗](#)
- ◆ A Digital Bookkeeping App to Improve Access to Finance: A Case Study from Ghana (UNCDF) [↗](#)
- ◆ If I Disappear: Global Report on Protecting Young People in Civic Space (OSGEY) [↗](#)

Best practices and lessons learned

(KPI 6.2)

- ◆ Project Youth Summit (DESA, Youth IGF Poland) [↗](#)
- ◆ Empowering rural youth through farmers' organizations (IFAD) [↗](#)
- ◆ Best of UNICEF Research 2021 (UNICEF) [↗](#)
- ◆ Women's Leadership in Disaster Risk Reduction: examples from Arab States (UNDRR) [↗](#)
- ◆ Involvement of youth/people with disabilities in Turkmenistan and Uzbekistan (DCO)
- ◆ Good practices for the social and labour inclusion of young people, including young people with disabilities (ECLAC) [↗](#)

Flagship and periodic reports

(KPI 6.3)

- ◆ State of the World's Volunteerism Report 2022: Building Equal and Inclusive Societies (UNV) [↗](#)
- ◆ State of World Population Report 2021: My Body Is My Own (UNFPA) [↗](#)
- ◆ Global Report on Protecting Young People in Civic Space (OSGEY) [↗](#)
- ◆ "GEO-6 for Youth" (UNEP) [↗](#)
- ◆ Women and Girls in the MENA and Arab States Region: A Decade Review 2010 – 2020 (ESCWA, UNICEF, UNFPA, FAO, WFP, UN-Women) [↗](#)

Evaluations

(KPI 6.4)

- ◆ What works to amplify the rights and voices of youth? Metasynthesis of lessons learned from youth evaluations (2015 – 2020) (OSGEY, UNFPA, UNICEF, FAO) [↗](#)
- ◆ Evaluation of UNDP Support for Youth Economic Empowerment (UNDP)
- ◆ Youth Solidarity Fund: evaluation report on capacity-building programme (UNAOC) [↗](#)

UN action on youth

Standards: selected examples*

Set standards

(KPI 7)

- ◆ UNICEF: Youth Advocate and Young Ambassador guidelines (UNICEF)
- ◆ Entrepreneurship Curriculum Programme (UNIDO) [↗](#)
- ◆ Youth, Peace and Security: A Programming Handbook (UNFPA, UNDP, DPPA-PBSO) [↗](#)
- ◆ IASC Guidelines on Working with and for Young People in Humanitarian and Protracted Crises (19 UN members) [↗](#)

*For a full list of examples, see Youth2030: UN Action Supplement 2022. [↗](#)

4.2

Support Governments in policymaking and programmes on youth

4.2.1 UN entities: support to Governments on youth

In 2021:

- ◆ UN entities supported Governments to work FOR and WITH youth through:
 - ◆ Advocacy for meaningful youth engagement in Government actions
 - ◆ Strengthening youth-related regulations and laws
 - ◆ Supporting national policymaking and programming on youth
 - ◆ Leave No Youth Behind assessment and action
 - ◆ Monitoring, review and reporting of national programmes on youth
 - ◆ Strengthening national coordination on youth

Detailed insights on the support provided by UN entities to Governments in policymaking and programming on youth are drawn from UNCT reporting.

4.2.2 UNCTs: support to Governments on youth

In 2021, UNCTs reported on support to Governments across seven areas (KPIs 11 – 16):

- ◆ 96% (125 of 130) of UNCTs supported Governments in at least one of the seven areas
- ◆ 40% (53 of 130) supported Governments in all seven areas


Top areas supported:

- ◆ Policy alignment (92%)
- ◆ Disaggregated data (90%)
- ◆ Engaging youth in the design, monitoring and review of in-country programmes (80%)

Top sectors supported:

- ◆ Education
- ◆ Employment/labour
- ◆ Health


Leave No Youth Behind (KPI 11)

In 2021, 75% (100 of 130) of UNCTs included youth and intersectionality issues in their assessments; 30% (36 of 130) of UNCTs scored , meeting 4 to 5 criteria (up from 20% (26 of 130) in 2020).


UNCT actions on **Leave No Youth Behind** included:

- ◆ Advocacy for creating an enabling environment: **60% (81 of 130)**
- ◆ Capacity development of national institutions to design targeted strategies: **50% (62 of 130)**
- ◆ Capacity development of youth networks on **advocacy and programming: 45% (56 of 130)**
- ◆ Capacity development of national institutions to integrate Leave No Youth Behind in SDGs follow-up and review processes: **35% (46 of 130)**
- ◆ Technical support for tracking, visualizing and sharing disaggregated information: **35% (43 of 130)**


Policy alignment (KPI 12.1)

In 2021, 92% (120 of 130) of UNCTs strengthened the capacity of Governments to enhance policy alignment for sustainable development; 35% (47 of 130) were  (down from 40% (54 of 130) in 2020).


Policy coherence (KPI 12.2)

In 2021, 65% (82 of 130) of UNCTs strengthened the capacity of Governments to enhance the coherence of youth-related policies for sustainable development; 35% (46 of 130) were  (up from 30% (36 of 130) in 2020).

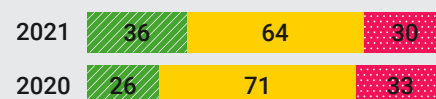
Public finance (KPI 13)

In 2021, 80% (103 of 130) of UNCTs strengthened the capacity of Governments to improve public financing for youth development; 15% (19 of 130) were  (down from 20% (27 of 130) in 2020).

Disaggregated data (KPI 14)

In 2021, 90% (116 of 130) of UNCTs strengthened the capacity of Governments to increase the availability of youth-relevant, high-quality, timely and reliable disaggregated data; 15% (17 of 130) were  (down from 20% (25 of 130) in 2020).


UNCTs
KPI 11




UNCTs
KPI 12.1




UNCTs
KPI 12.2



UNCTs
KPI 13

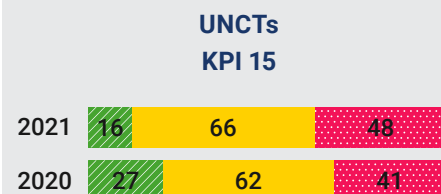


UNCTs
KPI 14



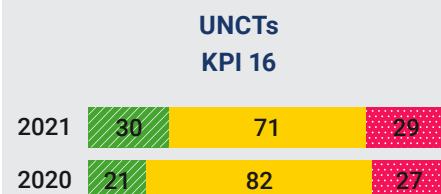
Youth in design, monitoring, review (KPI 15)

In 2021, 80% (107 of 130) of UNCTs strengthened the capacity of Governments to mainstream youth engagement in the design, monitoring, review and follow-up of sectoral programmes; 10% (16 of 130) were 🟢 (down from 20% (27 of 130) in 2020).



In-country youth coordination (KPI 16)

In 2021, 80% (101 of 130) of UNCTs strengthened the capacity of national institutional mechanisms for multisectoral and multistakeholder coordination of youth programmes; 25% (30 of 130) were 🟢, meeting 4 to 5 criteria (up from 15% (21 of 130) in 2020).



UNCT actions in 2021 included:

- ◆ Technical assistance for strengthening governance structures for coordination: **55% (73 of 130)**
- ◆ High-level political engagement and advocacy for strengthening national coordination: **55% (71 of 130)**
- ◆ Technical assistance for developing/updating national plans on youth: **40% (55 of 130)**
- ◆ Capacity-building of human resources in national coordination institutions: **35% (46 of 130)**
- ◆ Technical assistance for strengthening periodic reporting on results: **30% (37 of 130)**

4.3

Establish programmes, projects and partnerships on youth

4.3.1 UN entities: programmes, projects and partnerships

UN entities use a diverse array of institutional arrangements to address development challenges on youth. In 2021, UN entities supported:

- ◆ Joint programmes and multistakeholder initiatives on youth
- ◆ Partnerships and investments for innovations on youth
- ◆ Direct funding to youth-led organizations for projects

Joint programmes and multistakeholder initiatives on youth (KPI 11)

In 2021, 70% (21 of 31) of UN entities supported joint programmes and/or multistakeholder initiatives on youth to achieve impact at scale.

Partnerships for innovations (KPI 12.1)

In 2021, UN entities established partnerships (including with non-state actors) for sharing knowledge, expertise, technology and financial resources and/or funding innovations on youth.

Direct funding for projects (KPI 12.2)

In 2021, 65% (13 of 20) of UN entities directly funded youth-led organizations, networks and movements⁶ to undertake (youth-led) projects.

4.3.2 UNCTs: programmes, projects and partnerships

Investments in youth-led solutions (KPI 17)

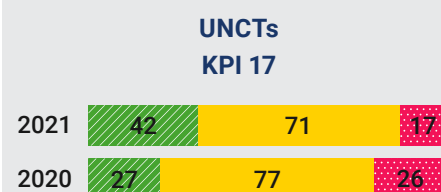
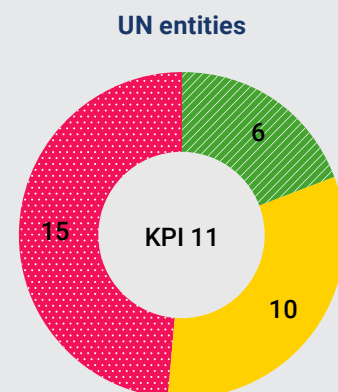
In 2021:

- ◆ 85% (113 of 130) of UNCTs supported investments in youth-led solutions (up from 80% (104 of 130) in 2020); 30% (42 of 130) scored ●, meeting 4 to 5 criteria listed for KPI 17 (up from 20% (27 of 130) in 2020)
- ◆ 60% (75 of 130) of UNCTs established strategic partnerships for incubating and/or scaling up youth-led solutions
- ◆ 50% (64 of 130) supported actual incubation/scaling of youth-led solutions

In 2021:

- ◆ 95% (50 of 53) of UNCTs in the Africa region supported investments in youth-led solutions, higher than any other region; 35% (18 of 53) were ●
- ◆ UNCTs in the Arab States region had the highest % of ● scores (50%) (5 of 10)

● No. At milestone ● No. Moving forward ● No. Getting ready



⁶ Includes a wide range of formal and informal communities of young people in the form of youth-led federations, unions, organizations, associations, councils, networks, clubs, movements, mechanisms and structures.

UN action on youth Programmes, projects, partnerships: selected examples*

Joint programmes and multistakeholder initiatives

(KPI 11)

- ◆ Youth4South (UNOSSC, OSGEY, UNFPA) [↗](#)
- ◆ Education Plus Initiative (UNAIDS, UNESCO, UNFPA, UNICEF, UN-Women) [↗](#)
- ◆ Joint programme to end child marriage in 12 countries (UNICEF, UNFPA) [↗](#)
- ◆ Joint Programme on the Elimination of Female Genital Mutilation in 17 countries (UNICEF, UNFPA) [↗](#)
- ◆ Transport, Health and Environment Programme (ECE, WHO) [↗](#)
- ◆ Rural youth employment: Global Donor Platform (IFAD, FAO, ILO, EU) [↗](#)
- ◆ INTEGRA – Youth finance access and youth employment in Guinea (UNCDF, UNDP) [↗](#)
- ◆ Prevention of Violent Extremism through Youth Empowerment in Jordan, Libya, Morocco and Tunisia (OCT, UNESCO)
- ◆ Supporting collective leadership on reconciliation: building capacity and momentum on youth cooperation in the western Balkans (UNDP, UNFPA, UNICEF)
- ◆ Young People, Weavers of Peace: joint cross-border project (UNESCO, UNODC, UNV) [↗](#)

Partnerships for innovations Partnerships for innovations

(KPI 12.1)

- ◆ Youth Co:Lab (UNDP) [↗](#)
- ◆ Digital game prototypes to promote HIV prevention among young women in Kenya (UNAIDS)
- ◆ Young Entrepreneurs (Ye) online network (ITC, UNCTAD, ECE) [↗](#)
- ◆ Green Agribusiness Fund Academy 2021 in Nigeria, Rwanda, Uganda (FAO, ILO) [↗](#)
- ◆ Global Cleantech Innovation Programme (UNIDO) [↗](#)
- ◆ Digital Games for Peace (OCT, UNOAC, UNESCO) [↗](#)

Direct funding for projects

(KPI 12.2)

- ◆ Internet Governance Forum: Youth IGF initiatives (DESA) [↗](#)
- ◆ Indigenous Peoples Assistance Facility (IFAD) [↗](#)
- ◆ Youth360 projects in Guinea, Sri Lanka (PBF, DPPA, United Network of Young Peacebuilders)
- ◆ Intercultural Innovation Award (UNAOC) [↗](#)
- ◆ Tide Turners Plastic Challenge (UNEP)

*For a full list of examples, see Youth2030: UN Action Supplement 2022. [↗](#)

4.4

Build the capacity of stakeholders and support the exchange of knowledge on youth

4.4.1 UN entities

In 2021:

- ◆ UN entities invested in training and capacity-building of external stakeholders and knowledge exchange on youth issues: data at the global and regional levels are available for:
 - ◆ Knowledge portals (KPI 8.1)
 - ◆ Training and capacity-building of external stakeholders (KPI 8.2)
 - ◆ E-learning courses (KPI 8.3)
 - ◆ Knowledge exchanges on youth issues (KPI 8.4)

Knowledge portal (KPI 8.1)

In 2021, 85% (30 of 36) of UN entities maintained knowledge portal(s) with information relevant to youth, either independently or jointly; 45% (16 of 36) were ● – with one or more knowledge portals being joint.

Training and capacity development (KPI 8.2)

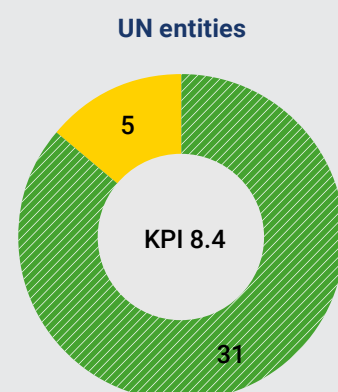
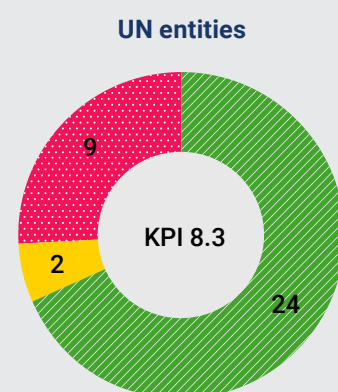
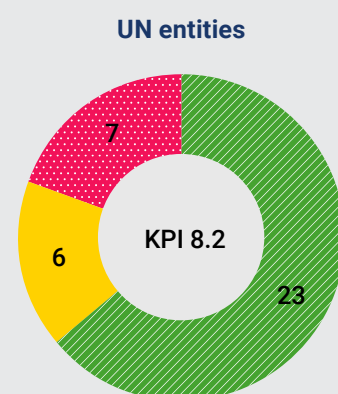
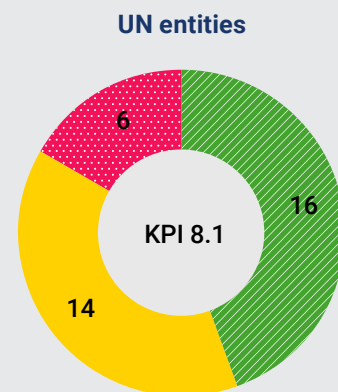
In 2021, 80% (29 of 36) of UN entities invested in capacity development of external stakeholders on data, evidence and guidance on topical issues relevant to youth; 65% (23 of 36) were ●, supporting capacity-building of both policymakers and youth networks.

E-learning courses (KPI 8.3)

In 2021, 70% (26 of 36) of UN entities supported, hosted or partnered with open-source e-learning platforms to make online learning and certifications available on youth-related areas; 65% (24 of 36) were ●, with one or more courses available to the public.

Knowledge exchange on youth issues (KPI 8.4)



In 2021, 100% (36 of 36) of UN entities facilitated knowledge exchange on youth, including webinars, South-South and triangular cooperation and regional knowledge exchange platforms; 85% (31 of 36) were ●, including knowledge exchanges facilitated WITH youth on one or more themes.




4.4.2 UNCTs

UNCTs, youth and knowledge exchange (KPI 18)

In 2021:

- ◆ 40% (50 of 130) of UNCTs included youth components in their knowledge exchange plans (up from 30% (40 of 130) in 2020); 20% (26 of 130) scored , including funding for knowledge exchange on youth and youth components/programmes (up from 15% (19 of 130) in 2020)
- ◆ 55% (13 of 24) of UNCTs in the Asia-Pacific region included youth components in their knowledge exchange plans, higher than any other region; 35% (8 of 24) scored 

UNCTs KPI 18



UN action on youth

Knowledge exchange and capacity-building: selected examples*

Knowledge portal

(KPI 8.1)

- ◆ Youth2030 Online (OSGEY) [↗](#)
- ◆ World Food Forum (FAO, WFP, IFAD, ILO, UNIDO, UNESCO, UN-Women, UNEP) [↗](#)
- ◆ Arab Development Portal (UNDP, UNICEF, DESA, UNFPA) [↗](#)
- ◆ UNAIDS portal for young people (UNAIDS) [↗](#)
- ◆ Decent Jobs for Youth (multiple UN entities) [↗](#)
- ◆ IASC global portal on accountability and inclusion (19 UN entities) [↗](#)
- ◆ Promoting Youth, Peace, and Security (DPO) [↗](#)
- ◆ SparkBlue (youth dashboard) (UNDP) [↗](#)

E-learning courses

(KPI 8.3)

- ◆ SDG Primer E-Course (DCO, UNITAR, UN System Staff College) [↗](#)
- ◆ Engaged and Heard! Guidelines on Adolescent Participation and Civic Engagement (UNICEF) [↗](#)
- ◆ #GenEndIt Youth Ambassadors Programme (UNAIDS) [↗](#)
- ◆ Adolescent and Youth Sexual Reproductive Health Rights and Mental Health for youth advocates (UNFPA) [↗](#)
- ◆ Taking the Entrepreneurship Route (ITC) [↗](#)
- ◆ Youth Participation in Electoral Processes (UNDP) [↗](#)
- ◆ The Youth, Peace and Security Primer (UN System Staff College) [↗](#)

Knowledge exchange

(KPI 8.4)

- ◆ Supporting the Mental Health of Young Advocates (UNICEF) [↗](#)
- ◆ Regional learning route: strengthening resilience in the Sahel region through the creation of jobs for youth (FAO) [↗](#)
- ◆ YouthForesight (ILO, ITU, FAO) [↗](#)
- ◆ UN Academic Impact Series: Youth Action for Peace (DGC) [↗](#)
- ◆ Round table on youth opportunities in the African Continental Free Trade Area (ITC) [↗](#)
- ◆ Youth Consultation for the Special Human Security Report and the Human Development Report 2021 – 2022 (UNDP)

*For a full list of examples, see Youth2030: UN Action Supplement 2022. [↗](#)

4.5 Advocate and communicate on youth issues

4.5.1 UN entities

In 2021, UN entities advocated, communicated and mobilized stakeholders for action on youth in their mandated areas: data at the global and regional levels is presented on:

- ◆ Advocacy in global/regional forums, summits and conferences (KPI 13.1)
- ◆ Advocacy events to promote relevant international days (KPI 13.2)
- ◆ Communication campaigns (KPI 13.3)

Advocacy in global/regional forums (KPI 13.1)

In 2021, 97% (36 of 37) of UN entities supported advocacy events on youth in intergovernmental forums and global or regional summits and conferences FOR youth; all (36 of 36) were ●, supporting one or more events WITH youth.

Advocacy to promote international days (KPI 13.2)

In 2021, 90% (33 of 37) of UN entities supported the commemoration of international day events relevant to youth; 80% (30 of 37) were ●, supporting one or more events WITH youth.

Communication campaigns (KPI 13.3)

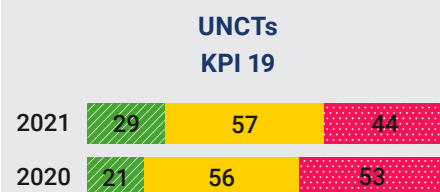
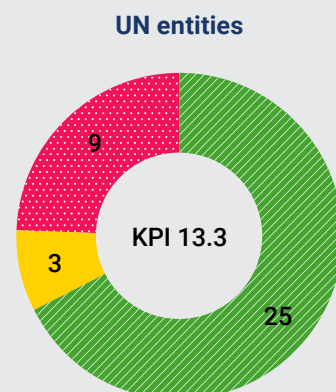
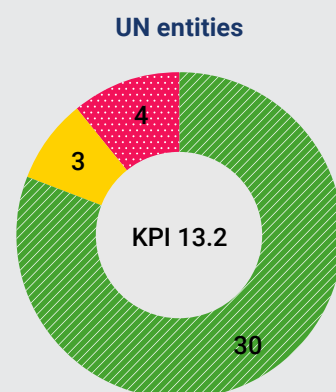
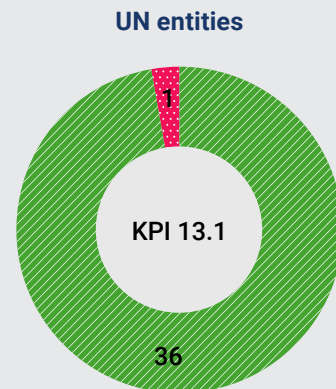
In 2021, 75% (28 of 37) of UN entities supported or activated campaigns (including social media/digital campaigns) in Youth2030 priority areas; 70% (25 of 37) of UN entities were ● having established partnerships with youth groups.

4.5.2 UNCTs

Communication and advocacy (KPI 19)

In 2021:

- ◆ 65% (86 of 130) of UNCTs included youth in joint communication and advocacy plans (up from 60% (77 of 130) of UNCTs in 2020); 20% (29 of 130) scored ● – activating campaigns in Youth2030 priority areas and including considerations on providing accessibility for youth with disabilities (up from 15% (21 of 130) in 2020)
- ◆ 90% (16 of 18) UNCTs in the Europe and Central Asia region included youth in joint communication and advocacy plans, higher than any other region; 45% (8 of 18) scored ●



UN action on youth Advocacy and communication: selected examples*

Advocacy in global/regional forums

(KPI 13.1)

- ◆ ECOSOC Youth Forum [↗](#)
- ◆ IGF 2021 Global Youth Summit (DESA) [↗](#)
- ◆ Global Forum on Indigenous Youth 2021 (FAO) [↗](#)
- ◆ UNCTAD15: Youth Forum 2021 (UNCTAD, ITC) [↗](#)
- ◆ Generation Equality Forum (UN-Women) [↗](#)
- ◆ 12th UNESCO Youth Forum, 41st General Conference of UNESCO
- ◆ Youth advocacy at the 2021 Climate Change Conference (COP26):
 - ◆ Youth4Climate: Driving Ambition (pre-COP26) [↗](#)
(DGC, World Bank, OSGEY, UNICEF)
 - ◆ UNICEF, UNCTAD, IFAD, OHCHR, UNEP [↗](#)

Advocacy to promote international days (global/regional)

(KPI 13.2)

- ◆ International Youth Day 2021: “Transforming Food Systems” (DESA, FAO, DGC) [↗](#)
- ◆ Girls in ICTs Day (ITU) [↗](#)
- ◆ World Youth Skills Day (ILO, UNESCO, UNV, OSGEY) [↗](#)
- ◆ Human Rights Day (OHCHR) [↗](#)
- ◆ International Day of Peace (DGC, ODA, UNAOC) [↗](#)
- ◆ World Environment Day 2021 [↗](#)
 - ◆ #GenerationRestoration (UNEP, DGC) [↗](#)
 - ◆ Engagement with Greta Thunberg and nine other climate activists (UNICEF) [↗](#)

Communication campaigns

(KPI 13.3)

- ◆ UN/SDG Moment BTS event (DGC) [↗](#)
- ◆ #YouthLead Innovation Festival (OSGEY) [↗](#)
- ◆ "Let's talk" campaign on early and unintended pregnancies (UNFPA)
- ◆ #OnMyMind: Better mental health for every child (UNICEF) [↗](#)
- ◆ Capital Musings podcast: youth in least developed countries (UNCDF) [↗](#)
- ◆ Fight Racism campaign (DGC, OHCHR) [↗](#)
- ◆ #TheHumanRace (OCHA) [↗](#)
- ◆ #YouthInAction for Disarmament Campaign (ODA) [↗](#)

UN entity support to youth-led advocacy efforts (global/regional)

- ◆ Multistakeholder consultations on programming to promote adolescent well-being (WHO) [↗](#)
- ◆ African youth as drivers for decent job creation in sustainable food systems (FAO) [↗](#)
- ◆ A Decade of Action: building a new youth movement for LGBTIQ+ human rights (OHCHR) [↗](#)
- ◆ Youth Initiative to Reverse the Trend of Existential Threats (ODA) [↗](#)
- ◆ Sendai Stakeholder Engagement Mechanism (UNDRR, Major Group for Children and Youth) [↗](#)
- ◆ Coding4Integrity: African Youth Anti-Corruption Hackathon (UNODC) [↗](#)

*For a full list of examples, see Youth2030: UN Action Supplement 2022. [↗](#)

UN action on youth COVID-19 and youth: selected examples*	
KPI	Details
New data/data products (global/regional) (KPI 5.3)	<ul style="list-style-type: none"> ◆ Youth as researchers on COVID-19, a global youth-led initiative to measure the impact of COVID-19 (UNESCO) ↗ ◆ An update on the youth labour market impact of the COVID-19 crisis (ILO) ↗
New evidence (global/regional) (KPI 6.1)	<ul style="list-style-type: none"> ◆ COVID-19 analytical snapshots (IOM) ↗ ◆ Impact of COVID-19 on Youth-led Social Entrepreneurship (UNDP) ↗ ◆ Youth employment programmes: revalidation of their role in the post-COVID-19 pandemic public agenda (ECLAC) ↗ ◆ Survey on Latin American and Caribbean youth within the context of the COVID-19 pandemic (ECLAC, UNDP) ↗
Best practices and lessons learned (KPI 6.2)	<ul style="list-style-type: none"> ◆ Mind Matters: lessons from past crises for child and adolescent mental health during COVID-19 (UNICEF) ↗ ◆ Youth Volunteering: Supporting Young People’s Engagement in COVID-19 Response and Recovery (UNV) ↗
Evaluations (KPI 6.4)	<ul style="list-style-type: none"> ◆ Joint assessment of adaptations to the UNFPA-UNICEF Global Programme to End Child Marriage in light of COVID-19 (UNFPA, UNICEF) ↗
Partnerships for innovations (KPI 12.1)	<ul style="list-style-type: none"> ◆ Digital innovation challenge in response to COVID-19 (UNOSSC, ITU) ↗ ◆ Na No Mon, community support platform in Guinea-Bissau (UNDP) ↗
E-learning courses (KPI 8.3)	<ul style="list-style-type: none"> ◆ COVID-19: national learning platforms and tools (UNESCO) ↗ ◆ Build back better: Harnessing South-South Cooperation and risk reduction planning for resilient and healthy Cities in the post COVID-19 era (UNOSSC, WHO, UNDRR) ↗
Knowledge exchange (KPI 8.4)	<ul style="list-style-type: none"> ◆ UN Academic impact webinar (World Youth Skills Day/COVID-19 and Youth Employment) (DGC) ↗
Advocacy to promote international days (KPI 13.2)	<ul style="list-style-type: none"> ◆ International Education Day “Learning Outside the Box: Education During COVID-19” (OSGEY, UN Girls’ Education Initiative) ◆ UN Academic Impact: Digital Dialogue Series: COVID-19 and Youth Employment (DGC with SDG Hub Pakistan) ↗
UN entity support for youth-led advocacy efforts	<ul style="list-style-type: none"> ◆ Y-Action video initiative on youth-led responses to COVID-19 across the world (UNESCO, UNESCO Global Youth Community)

*For a full list of examples, see Youth2030: UN Action Supplement 2022. [↗](#)

5.

Youth focus in UN strategic planning processes

Strategic planning tools are used across all entities of the UN system to set medium-term goals and to plan, implement and track progress on commitments: it is imperative that Youth2030 be incorporated into these critical instruments.

The clear articulation of results FOR youth in strategic plans, the inclusion of youth-related activities in relevant annual workplans and ensuring that adequate resources are allocated for actions WITH youth, including tracking and reporting on results achieved and resources utilized, are all essential for delivering on Youth2030. Chapter 5 sets out the following information, as provided in the reporting of UN entities and UNCTs in 2021:

- 5.1 Youth in UN strategic planning
- 5.2 Alignment of workplans to Youth2030
- 5.3 Funding for youth
- 5.4 Transparency of reporting on youth

5.1

Youth in UN strategic planning

5.1.1 UN entities: youth in strategic planning


In line with their individual mandates and guided by relevant resolutions of the General Assembly and the Security Council, as well as related initiatives of the Secretary-General, youth work is reflected in the strategic plans of all 40 UN entities that reported in 2021.

Data is presented below on:

- ◆ Availability of specific results for youth in the strategic plans of UN entities (reporting on KPI 1.3)
- ◆ Whether the specific results are based on situational analysis on youth in strategic plans (reporting on KPI 1.2)


Results for youth in strategic plans of UN entities (KPI 1.3)

In 2021:

- ◆ 75% (29 of 40) of UN entities included specific results for youth in their strategic plans
- ◆ 55% (22 of 40) of UN entities were  in 2021, with results for youth included at both outcome and output levels

Situational analysis on youth in strategic plans of UN entities (KPI 1.2)

In 2021:

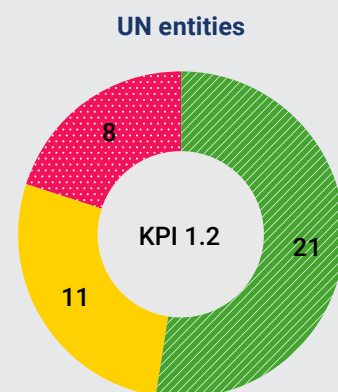
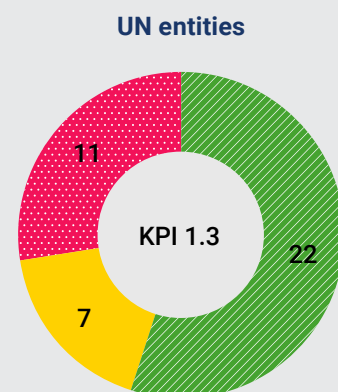
- ◆ 80% (32 of 40) of UN entities included situational analysis on youth to design their strategic plans
- ◆ 55% (21 of 40) of UN entities were , with information on all or most trends and progress on youth issues, gaps, challenges and opportunities

5.1.2 UNCTs: youth in strategic planning

UNSDCFs are the primary frameworks for UN partnerships with Governments and other stakeholders for the implementation of the 2030 Agenda for Sustainable Development worldwide. Depending on the country context, additional frameworks (including humanitarian and peace operations) are available to guide action by UNCTs.



Data is presented below on:

- ◆ Availability of specific results for youth in UNSDCFs or equivalent (reporting on KPI 2)
- ◆ Whether the specific results are based on youth situational analyses (reporting on KPI 1)





Results for youth (KPI 2)

In 2021:


- ◆ 90% (118 of 130) of UNCTs worldwide included results for youth in their UNSDCFs
- ◆ 40% (49 of 130) of UNCTs were , with results at both output and outcome levels (up from 25% (33 of 130) in 2020)
- ◆ UNCTs in the Africa region performed well, with 55% (29 of 53)  in 2021

Youth situational analyses (KPI 1)


In 2021:

- ◆ 90% (116 of 130) of UNCTs included youth situational analysis in their common country analyses (up from 104 of 130 in 2020)
- ◆ 30% (41 of 130) of UNCTs were  and met all or most quality criteria (up from 20% in 2020)
- ◆ UNCTs in the Europe and Central Asia region performed well, with 55% (10 of 18)  in 2021

UNCTs KPI 2



UNCTs KPI 1



5.2.


Alignment of workplans to Youth2030

5.2.1 UN entities: alignment of workplans (KPI 2.1, 2.2, 2.3)


The alignment of the workplans of UN entities to Youth2030 in 2021 is detailed below under:

- ◆ Programme plan(s) (reporting on KPI 2.1)
- ◆ Human resources plan(s) (reporting on KPI 2.2)
- ◆ Communication and advocacy strategy/plan(s) (reporting on KPI 2.3)


In 2021:

- ◆ 97% (30 of 31) of UN entities had **programme plans** aligned to Youth2030 priority areas
- ◆ 50% (16 of 31) of UN entities were  and fully aligned with KPI 2.1

In 2021:




- ◆ 93% (37 of 40) of UN entities included either (a) strengthening internships or (b) increasing youth in their workforce in their **human resources plans**
- ◆ 70% (27 of 40) of UN entities were  and included both (a) and (b)

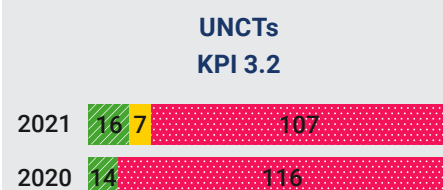
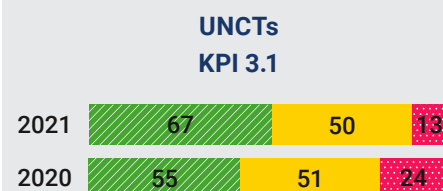
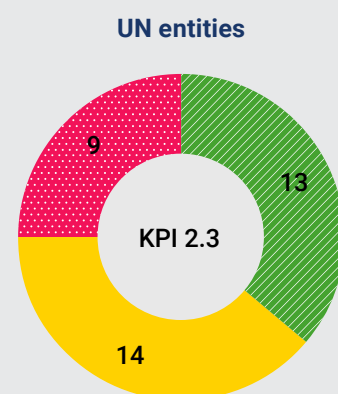
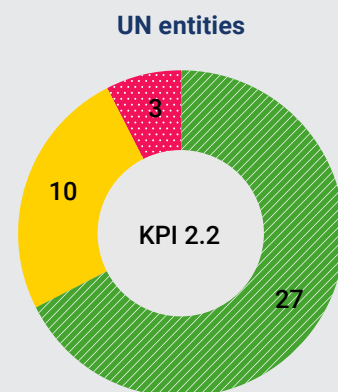
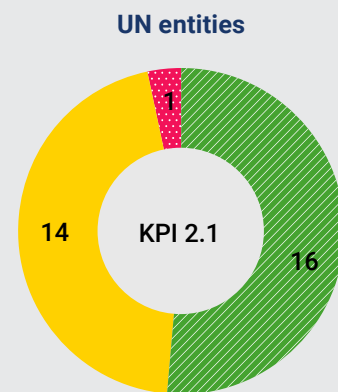
In 2021:

- ◆ 80% (28 of 36) of UN entities included youth in their **communication and advocacy strategy/plans**
- ◆ 35% (13 of 36) of UN entities were  and included youth issues and considered the accessibility of young people with disabilities in their plans

5.2.2 UNCTs: alignment of workplans (KPI 3.1, 3.2)

In 2021:

- ◆ 90% (117 of 130) of UNCTs worldwide included Youth2030 programme priorities in their **joint workplans** (up from 80% (106 of 130) in 2020); 50% (67 of 130) were  and included all or most priority areas
- ◆ UNCTs in the **Europe and Central Asia** region performed well, with 80% (14 of 18) 
- ◆ 20% (23 of 130) of UNCTs worldwide included plans for either (a) strengthening internships or (b) improving youth in their workforce in their **BOS implementation plans** (up from 10% (14 of 130) in 2020)
- ◆ In the **Africa region**, 15% (9 of 53) of UNCTs scored 



5.3

Funding for youth

5.3.1 UN entities: funding for youth (KPI 3.1, 3.2)

In 2021, data for UN entities is available on:

- ◆ Tracking of funding for youth (reporting on KPI 3)
- ◆ Funding (allocation vs. expenditure) for youth (reporting on KPI 3.2)

In 2021:

- ◆ 55% (21 of 40) of UN entities a marker or a tagging system to track resources on youth was in development or in use in 2021; 40% (16 of 40) were ●, with the marker already in use
- ◆ 50% (19 of 40) of UN entities reported having a youth marker/tagging system in place to track “results achieved” and “resources used” for youth at organizational or project levels
- ◆ 85% (34 of 40) of UN entities allocated and spent funds on youth-related activities
- ◆ 40% (15 of 40) of UN entities had information available on proportion of allocated funds that were spent on youth-related activities
- ◆ 20% (7 of 40) of UN entities were ● with >80% of allocated funding utilized/spent
- ◆ Only 30% (13 of 40) of UN entities had information available on the proportion of their total annual allocation vs. expenditure for youth-related activities in 2021

5.3.2 UNCTs: funding for youth (KPI 4.1, 4.2)

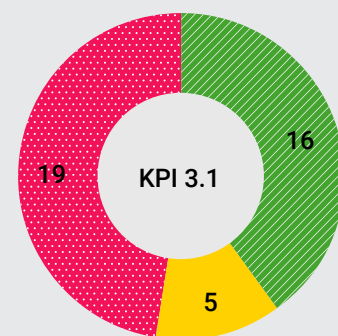
Data is provided below on:

- ◆ Funding (planned vs. available) (UNCTs reporting on KPI 4.1)
- ◆ Funding (available vs. utilized) (UNCTs reporting on KPI 4.2)

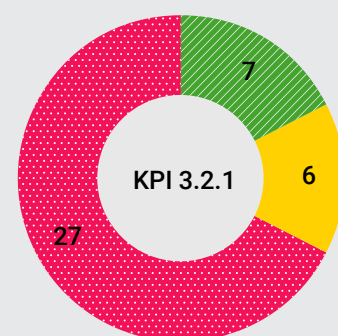
In 2021:

- ◆ 45% (61 of 130) of UNCTs had information on funding (planned, available or utilized) on youth:
 - ◆ 15% (21 of 130) of UNCTs made progress on KPI 4.1 (2020 – 2021)
 - ◆ 20% (24 of 130) of UNCTs made progress on KPI 4.2 (2020 – 2021)
- ◆ UNCTs in the Europe and Central Asia region performed well, with 55% (10 of 18) scoring ● for KPI 4.1 and 50% (9 of 18) ● for KPI 4.2


UN entities




UN entities



UNCTs
KPI 4.1




UNCTs
KPI 4.2



5.4

Transparency of reporting on youth


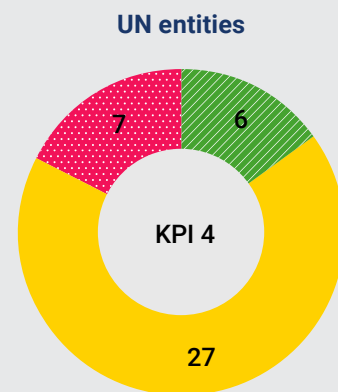
5.4.1 UN entities: transparency of reporting on youth (KPI 4)

In 2021, 85% (33 of 40) of UN entities included (a) “results achieved” or (b) “funds utilized” for youth in publicly available reports; 15% (6 of 40) were  and included both (a) and (b).

5.4.2 UNCTs: transparency of reporting on youth (KPI 5)

In 2021:

- ◆ 60% (81 of 130) of UNCTs included details on joint programming on youth in annual reports; 50% (68 of 130) were  and made their reports publicly available (up from 35% (44 of 130) in 2020)
- ◆ UNCTs in the Europe and Central Asia region performed well, with 80% (14 of 18) scoring  in 2021



UN action on youth
Youth focus in strategic planning: selected examples*

Guiding instruments

- ◆ Security Council resolutions 2250 (2015), [2419 \(2018\)](#) and [2535 \(2020\)](#) on youth, peace and security
- ◆ Plan of Action to Prevent Violent Extremism (OCT) [2](#)
- ◆ Secretary General’s disarmament agenda, Securing our Common Future [2](#) (see also General Assembly resolution 76/45 on youth, disarmament and non-proliferation) [2](#)
- ◆ Core Actions for Refugee Youth (UNHCR) [2](#)
- ◆ Strategic Vision for Africa 2030 (UNODC) [2](#)
- ◆ Youth2030 [2](#)
- ◆ UN-entity-specific youth strategies (DESA, ESCWA, FAO, IFAD, ILO, ITU, UNDP, UNDRR, UNESCO, UNFPA, UNIDO, UNOPS, UN-Women) [2](#)

UN action on youth
Funding and transparency: selected examples*

UN entities with a youth marker/tagging system to track “results achieved” and “resources used”

- | | |
|--|---|
| <ul style="list-style-type: none"> ◆ Organizational level: ◆ UNESCO ◆ OHCHR ◆ UNDP ◆ ESCWA ◆ OCHA OSGEY ◆ UNAOC ◆ UNDP ◆ UNICEF | <ul style="list-style-type: none"> ◆ Project level: ◆ IFAD ◆ UNFPA ◆ UNIDO ◆ DMSPC ◆ ITC ODA ◆ OCT ◆ UNCDF ◆ UNEP ◆ UNHCR |
|--|---|

UN entities with data on proportion of total expenditure spent on youth-related activities

- | | |
|---|---|
| <ul style="list-style-type: none"> ◆ FAO ◆ ITC ◆ OCHA ◆ ODA ◆ OHCHR ◆ OSGEY | <ul style="list-style-type: none"> ◆ UNAOC ◆ UNCDF ◆ UNEP ◆ UNFPA ◆ UNIDO ◆ UNV |
|---|---|

*For a full list of examples, see Youth2030: UN Action Supplement 2022. [2](#)

6.

Architecture and capacities to deliver on Youth2030

Insights on the internal organization and capacities of UN entities and UNCTs to deliver on Youth2030 are presented under:

- 6.1 Engagement in inter-agency coordination mechanisms on youth
- 6.2 Strengthening internal capacities on youth
- 6.3 Increasing the proportion of youth (<35 years) in the UN workforce
- 6.4 Fair and quality internships

6.1

Engagement in inter-agency coordination mechanisms on youth

In 2021, the engagement of UN entities and UNCTs with inter-agency coordination mechanisms on youth at various levels was critical to ensuring the alignment and coherence of youth work across the UN system. Relevant data are presented on:

- ◆ Inter-agency coordination on youth at global/regional levels (UN entities reporting on KPI 14.1)
- ◆ Inter-agency coordination on youth at country level (UNCTs reporting on KPI 7)

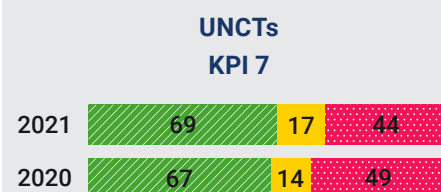
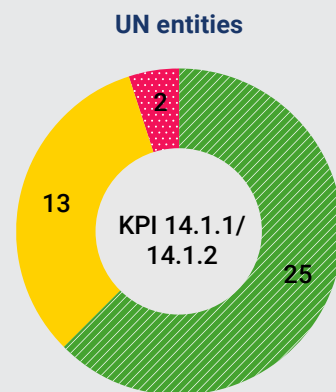
6.1.1 UN entities: inter-agency coordination at the global/regional/country levels (KPI 14.1)

In 2021, At the **global and regional levels**, **95% (38 of 40)** of UN entities participated in either (a) **system-wide and thematic** or (b) **issue-based coalitions**, with 65% (25 of 40) 🟢, engaging in both (a) and (b).

6.1.2 UNCTs: inter-agency coordination at country level (KPI 7)

In 2021:

- ◆ At country level, 65% (86 of 130) of UNCTs had coordination mechanisms in place for youth programmes; 55% (69 of 130) were 🟢, coordinated through results groups/thematic groups/task teams
- ◆ UNCTs in the Europe and Central Asia and Asia-Pacific performed well, with 65% of UNCTs in each region scoring 🟢



UN action on youth

Coordination and coherence: selected examples*

Inter-agency coordination (global/regional/country-level) (KPI 14.1)

- ◆ System-wide coordination on youth:
 - ◆ Youth2030
 - ◆ Youth, peace and security
 - ◆ IANYD
- ◆ UN thematic inter-agency coordination on youth:
 - ◆ H6+ Technical Working Group on Adolescent Health and Well-being
 - ◆ Global Initiative on Decent Jobs for Youth
 - ◆ Compact for Young People in Humanitarian Action

Issue-based coalitions are active in the following regions:

- ◆ Europe and Central Asia
- ◆ Africa
- ◆ Asia-Pacific
- ◆ Arab States
- ◆ Latin America and Caribbean

Other inter-agency coordination (KPI 14.2)

- ◆ Asia-Pacific Partnership for Young People's Empowerment (UNICEF, UNDP)
- ◆ YEO 2030 Ecosystem Initiative (UNICEF, World Bank, ILO)
- ◆ UN Decade on Ecosystems Restoration Youth Task Force (UNEP, FAO) [↗](#)
- ◆ Youth-led Peace and Reconciliation in Colombia (UNITAR)

*For a full list of examples, see Youth2030: UN Action Supplement 2022. [↗](#)

6.2 Strengthening internal capacities on Youth2030

Information on the internal capacities of UN entities to deliver on Youth2030 in 2021 is presented below.

6.2.1 UN entities: internal capacities on youth

In 2021:

- ◆ UN entities strengthened their internal capacities to deliver on Youth2030 by:
 - ◆ Ensuring that personnel were in place for youth work (reporting on KPI 15.1)
 - ◆ Strengthening internal coordination and information/knowledge sharing (reporting on KPI 15.2)
 - ◆ Building the capacity of staff to work on youth issues (reporting on KPI 15.3)

Personnel on youth (KPI 15.1)

In 2021, **90% (36 of 40) of UN entities** had personnel to deliver on the youth agenda; **50% (19 of 40)** were 🟢, with at least two of three categories of personnel in place (full-time; part-time; or roster of external experts).

Internal coordination and information/knowledge sharing (KPI 15.2)

In 2021, **85% (30 of 36) of UN entities** had internal coordination on youth; **80% (28 of 36)** were 🟢, having internal coordination mechanisms for personnel working on youth issues, including regular information/knowledge sharing.

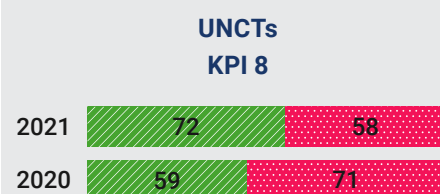
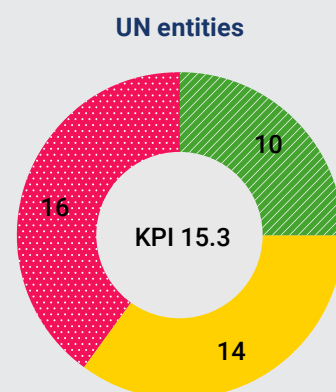
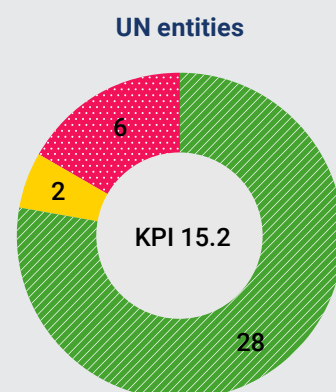
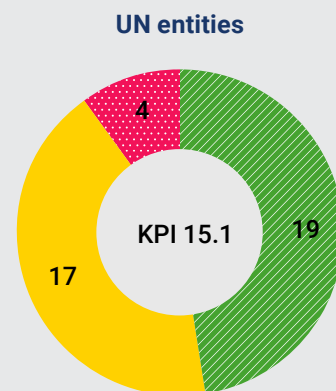
Building capacity of staff (KPI 15.3)

In 2021, **60% (24 of 40) of UN entities** invested in strengthening organizational capacity on youth issues; **25% (10 of 40)** were 🟢, building the capacity of staff on both **youth policy programming** and **meaningful youth engagement**.

6.2.2 UNCTs: capacities on youth (KPI 8)

In 2021:

- ◆ 55% (72 of 130) of UNCTs reported that they had capacities in place for Youth2030 implementation (up from 45% (59 of 130) in 2020)
- ◆ UNCTs in the Arab States region performed well, with 70% (7 of 10) scoring 🟢 in 2021




6.3

Increasing the proportion of youth (<35 years) in the UN workforce


Attracting and managing young talent in the UN workforce is emphasized in Youth2030. Insights on UN action to increase the proportion of youth in the UN workforce are presented below (UN entities reporting on KPI 16; UNCTs reporting on KPI 9).


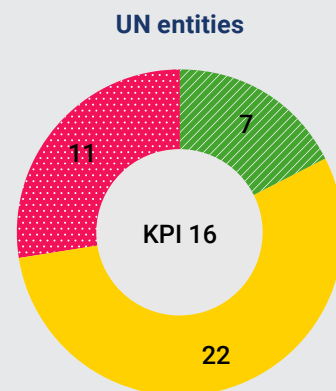
6.3.1 UN entities: proportion of youth in the workforce (KPI 16)

In 2021, 75% (29 of 40) of UN entities undertook data-driven actions to increase the proportion of youth in their workforces; nearly 20% (7 of 40) were , meeting at least 3 of the 4 criteria for KPI 16 on data, plans, tracking and reporting.

6.3.2 UNCTs: proportion of youth in the workforce (KPI 9)

In 2021:

- ◆ Actions/innovations have not been included in the BOS implementation plans of UNCTs, although UN entities reported several good practices in this area
- ◆ Only 15% (19 of 130) of UNCTs included actions to improve the proportion of youth in their workforces (up from 10% (12 of 130) in 2020); 4 scored  in 2021, meeting 3 to 4 of the criteria on KPI 9
- ◆ Action to increase the proportion of youth in the workforces of UNCTs was weak overall, with no region performing well in either 2020 or 2021




6.4

Fair and quality internships


Expanding opportunities and improving the fairness and quality of internships is emphasized in Youth2030. Insights on UN action in strengthening internships are presented below (UN entities reporting on KPI 17; UNCTs reporting on KPI 10).

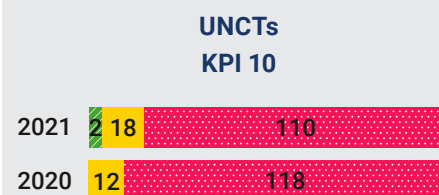
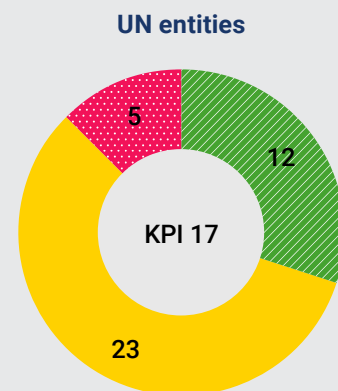
6.4.1 UN entities: fair and quality internships (KPI 17)

In 2021, 90% (35 of 40) of UN entities undertook data-driven actions to expand opportunities and to improve the fairness and quality of internships; 30% (12 of 40) were , meeting at least 3 of the 4 criteria for KPI 17 on data, plans, tracking and reporting.

6.4.2 UNCTs: internships (KPI 10)

Good practices and actions at the UN entities on internships are not yet reflected in the BOS implementation plans of UNCTs:

- ◆ In 2021, only 15% (20 of 130) of UNCTs included actions to strengthen the fairness and quality of internships (up from 10% (12 of 130) in 2020); 2 scored  in 2021, meeting 3 to 4 of the criteria on KPI 10
- ◆ Performance on fair and quality internships was sub-par in UNCTs, with no region performing well in either 2020 or 2021



UN action on youth

Youth workforce and internships: selected examples*

Youth workforce

(KPI 16)

Programmes and initiatives in multiple UN entities

- ◆ Young Professionals Programme (Secretariat entities, FAO, UNCTAD, WHO)
- ◆ Junior Programme Officers Programme (multiple UN entities)
- ◆ UN talent pool initiative (DMSPC)
- ◆ United Nations Volunteers Programme (multiple UN entities)

UN entity-specific programmes

- ◆ Fellowship programme (OSGEY, UNCDF)
- ◆ Young Women Leaders programme (UN-Women)
- ◆ Graduate programme ↗ (UNDP)
- ◆ UNDP-UNV Talent Programme for Young Professionals with Disabilities ↗ (UNV, UNDP)
- ◆ African Young Women Leaders Fellowship Programme ↗ (UNDP)
- ◆ Young Expert programme (WIPO)

UN entity-specific networks

- ◆ Tangerine: internal network of young professionals within the UNFPA system
- ◆ Young UNICEF: informal network of young professionals under age 35

Fair and quality internships

(KPI 17)

Application and selection process

- ◆ Outreach to universities through career fairs (IFAD)

Onboarding and internship period

- ◆ Formal internship agreements, workplans and learning objectives (ECLAC, ESCAP)
- ◆ Onboarding guide for new interns (ESCAP, UNESCO, UNICEF with INSPIRE Guide, UNODC)
- ◆ Remote internship policies (DMSPC, ESCAP, UN-Women, UNAIDS, UNCDF, UNEP, UNICEF)

Completion of internships

- ◆ Exit interview and/or survey, evaluation (ESCAP, UNCTAD, UNESCO)

Internship programmes aligned with UN mandates

- ◆ Improving diversity of interns and engaging vulnerable communities (ESCWA, FAO, ITC, UN-Women, UNODC)
- ◆ Participation in Youth2030: strengthening internship task team (36 UN entities, 3 UNCTs, 3 youth groups and 1 multistakeholder initiative)

*For a full list of examples, see Youth2030: UN Action Supplement 2022. ↗

7.

Meaningful youth engagement in the UN system

Youth2030, which is built on established principles of meaningful youth engagement – institutionally mandated, rights-based, safe, designated, resourced, transparent, accessible, voluntary, informative, with reciprocal accountability and due consideration for diversity and inclusion – emphasizes working FOR and WITH youth as critical foundations of change.

Chapter 7 sets out 2021 data from reporting by UN entities and UNCTs on:

- Engagement in inter-agency coordination mechanisms on youth
- Policies, processes and platforms for meaningful youth engagement
- Diversity of youth engaged
- Youth engagement in strategic planning processes
- Youth engagement in support to Governments
- Youth engagement in UN-led projects and campaigns

7.1
UN entities

Policies, processes and platforms for meaningful youth engagement (KPI 18.1)

In 2021:

- ◆ 13% (5 of 40) of UN entities were ●, meeting 7 to 8 criteria set out on policies and processes for meaningful youth engagement
- ◆ 63% (25 of 40) of UN entities were ●, meeting 2 to 6 criteria
- ◆ 25% (10 of 40) of UN entities were ●, meeting 1 (or no) criteria




- No. At milestone/7 – 8 criteria met
- No. Moving forward/2 – 6 criteria met
- No. Getting ready/0 – 1 criteria met

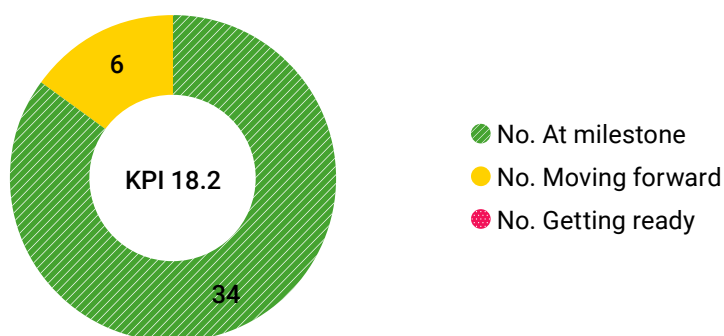
Meaningful youth engagement is institutionally mandated in 75% (30 of 40) of UN entities and 53% (21 of 40) had designated youth advisory councils/boards or equivalent bodies for engagement with youth.

The table below shows the % of UN entities meeting each of the following 8 criteria in 2021.

<i>Policies and processes for meaningful youth engagement (KPI 18.1)</i>	<i>No. of UN entities</i>	<i>Percentage (of 40)</i>
Institutionally mandated	30	75
Designated (youth advisory councils/boards or equivalent bodies)	21	53
Informative	18	45
Resourced	16	40
Rights-based and safe	15	38
Transparent, accessible and voluntary	13	33
Accountability of UN entity to youth	13	33
Accountability of youth to UN entity	10	25

Diversity of youth engaged (KPI 18.2)

In 2021, all UN entities engaged with at least one type of youth (group); 85% (34 of 40) of UN entities scored , engaging 3 or all 4 types of youth (groups).




Percentage of UN entities engaged with each type of youth (group):

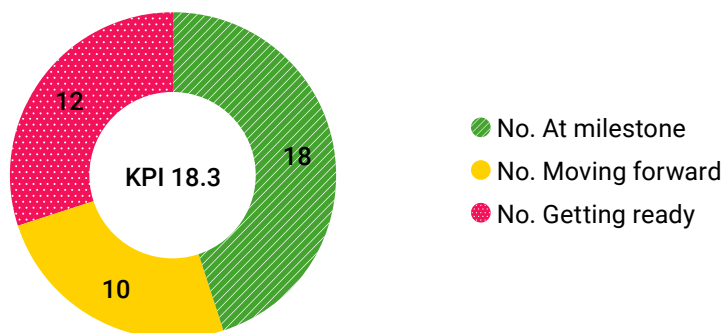
- ◆ Networks of youth: **88% (35 of 40)**
- ◆ Wide engagement of youth (through various platforms): **88% (35 of 40)**
- ◆ Young leaders, influencers, entrepreneurs, academics and advocates: **83% (33 of 40)**
- ◆ Youth within the UN system: **70% (28 of 40)**

UN entities engaged most frequently with networks of girls and young women and engaged least with networks of youth living with HIV.

Meaningful youth engagement in UN entity processes (including strategic planning processes) (KPI 18.3)

Youth networks engaged	No. of UN entities	Percentage (of 40)
Girls and young women	33	94
Grassroots-level	32	91
In conflict-affected areas	22	63
Indigenous youth	21	60
Migrant youth	20	57
Youth with disabilities	19	54
Refugee youth	18	51
LGBTIQ+ youth	16	46
Ethnic minorities	14	40
Youth living with HIV	9	26

In 2021, 70% (28 of 40) of UN entities engaged youth in their strategic planning processes; 45% (18 of 40) of UN entities scored , having engaged youth in two or more of the listed planning processes.




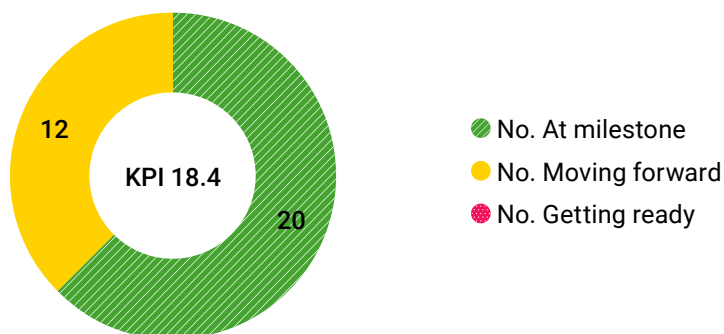
- ◆ Senior management dialogues:
- ◆ Strategic plan design:
- ◆ Strategic planning reviews:
- ◆ Strategic plan evaluations:

Percentage of UN entities engaging youth in each process:

- 63% (25 of 40)**
- 43% (17 of 40)**
- 20% (8 of 40)**
- 8% (3 of 40)**

Meaningful youth engagement in support of governmental/intergovernmental processes (KPI 18.4)


In 2021, all (32 of 32) UN entities engaged youth in support of Governments and intergovernmental processes; 63% of UN entities were  – having engaged youth in 2 or 3 of the listed areas.

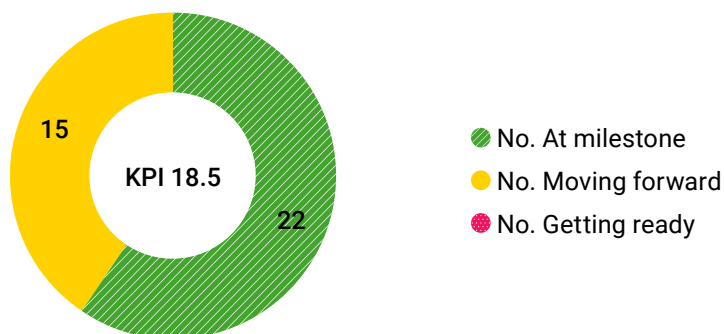


Percentage of UN entities engaging youth in each process:

- ◆ Intergovernmental processes at global/regional levels: **84% (27 of 32)**
- ◆ Strengthening national policies and programmes on youth: **66% (21 of 32)**
- ◆ Leave No Youth Behind – assessment and action: **44% (14 of 32)**

Meaningful youth engagement in UN-led programmes, projects and campaigns (KPI 18.5)

In 2021, all (37 of 37) UN entities engaged youth in UN-led programmes, projects and campaigns; 59% (22 of 37) of UN entities were  – having engaged youth in both listed categories.



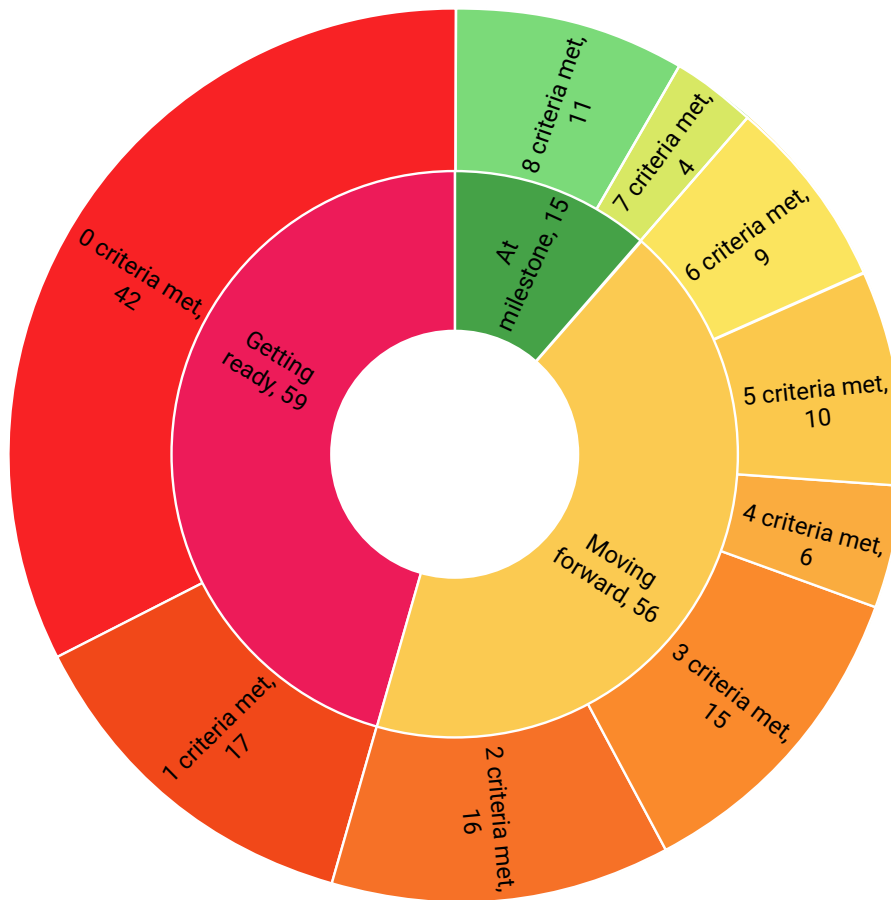
Percentage of UN entities engaging youth in each category:

- ◆ Partnerships and investments for innovations on youth: **59% (22 of 37)**
- ◆ Communication and advocacy on youth issues: **100% (37 of 37)**

UNCT policies and processes for meaningful youth engagement (KPI 6.1)

In 2021:

- ◆ 12% (15 of 130) of UNCTs were ● – meeting 7 to 8 criteria set out on policies and processes for meaningful youth engagement
- ◆ 43% (56 of 130) of UNCTs were ● – meeting 2 to 6 criteria
- ◆ 45% (59 of 130) of UNCTs were ● – meeting 1 (or no) criteria



- No. At milestone/7 – 8 criteria met
- No. Moving forward/2 – 6 criteria met
- No. Getting ready/0 – 1 criteria met

The table below shows % of UNCTs that met each criterion in 2021.


UNCT policies and process for meaningful youth engagement (KPI 6.1)	No. of UNCTs	Percentage (of 130)
Rights-based and safe	59	45
Institutionally mandated	59	45
Informative	48	37
Accountability of UNCT to youth	44	34
Accountability of youth to UNCT	42	32
Transparent, accessible and voluntary	34	26
Resourced	30	23
Designated (youth advisory boards or equivalent bodies)	22	17

In 2021, UNCTs in the Europe and Central Asia region scored the most 🟢, with 30% (5 of 18) at milestone. From 2020 to 2021, 15% (19 of 130) of UNCTs made progress; 70% (91 of 130) of UNCTs saw no change; 15% (20 of 130) of UNCTs fell behind.

Diversity of youth engaged by UNCTs (KPI 6.2)

◆ In 2021:

- ◆ 98% (128 of 130) of UNCTs worldwide engaged with at least one type of youth (group);
- 63% (82 of 130) of UNCTs scored 🟢 – engaging 3 or all 4 listed types of youth (groups)



- ◆ The following % of UNCTs engaged with each type of youth (group):
 - ◆ Networks of youth (both formal and informal): **93% (121 of 130)**
 - ◆ Wide engagement of youth (through various platforms): **74% (96 of 130)**
 - ◆ Young leaders, influencers, entrepreneurs, academics and advocates: **71% (92 of 130)**
 - ◆ Youth within the UN system: **41% (53 of 130)**
- ◆ UNCTs engaged most frequently with networks of youth (formal and informal) at the grassroots level and engaged least with networks of indigenous youth, as shown in the table below:

<i>Youth networks engaged</i>	<i>No. of UNCTs</i>	<i>Percentage (of 130)</i>
Networks of youth (formal and informal) at grassroots level	100	77
Girls and young women	97	75
Youth with disabilities	69	53
Youth living with HIV	61	47
LGBTIQ+ youth	52	40
Refugee youth	48	37
Migrant youth	44	34
Networks of youth (formal and informal) in conflict affected areas	43	33
Indigenous youth	23	18

- ◆ In 2021, 89% (16 of 18) of UNCTs in the Europe and Central Asia region reported the most 🟢 – engaging 3 to 4 types of youth (groups)
- ◆ From 2020 to 2021, 13% (17 of 130) of UNCTs worldwide made progress; 78% (102 of 130) of UNCTs saw no change; and 8% (11 of 130) of UNCTs fell behind

UNCT processes – WITH youth (KPI 6.3)

- ◆ In 2021, 63% (65 of 104) of UNCTs worldwide developed their common country analyses WITH youth; 53% (55 of 104) engaged WITH youth in the development of their UNSDCFs⁷



- ◆ In 2021, in the **Europe and Central Asia region**, 80% (12 of 15) of UNCTs developed their common country analyses WITH youth; 67% of UNCTs in both the **Europe and Central Asia** and **Asia-Pacific regions** engaged WITH youth in the development of their UNSDCFs
- ◆ From 2020 to 2021, 38% (40 of 104) of UNCTs made progress; 34% (35 of 104) of UNCTs saw no change; and 28% (29 of 104) fell behind

⁷ 2021 data on KPI 6.3 is available for 104 of 130 UNCTs.

Meaningful youth engagement in UNCT support to Governments (KPI 6.4)

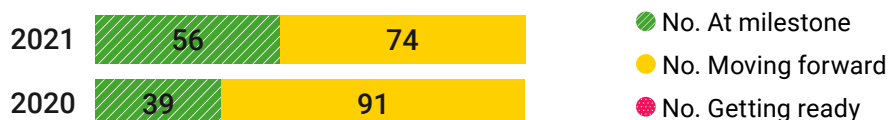
- ◆ In 2021, in the field of meaningful youth engagement, overall UNCT support FOR youth was higher than WITH youth:
 - ◆ 92% of UNCTs supported Governments to strengthen their capacity on policy alignment FOR youth development; only 68% supported actions WITH youth
 - ◆ 79% of UNCTs supported Governments to strengthen their capacity on public finance FOR youth development; only 30% did so WITH youth



- ◆ From 2020 to 2021, 29% (38 of 130) of UNCTs worldwide made progress; 64% (83 of 130) saw no change; and 7% (9 of 130) fell behind

Meaningful youth engagement in UNCT-led projects and campaigns (KPI 6.5)

- ◆ In 2021:
 - ◆ 87% (113 of 130) of UNCTs worldwide supported investments in youth-led solutions; 71% of UNCT investments were WITH youth
 - ◆ 38% (50 of 130) of UNCTs included youth components in their knowledge exchange plans; 86% of UNCT knowledge exchange activities were WITH youth
 - ◆ 66% (86 of 130) of UNCTs included youth in joint communication and advocacy plans; 91% of UNCTs with youth plans activated campaigns WITH youth



- ◆ In 2021, UNCTs in the **Europe and Central Asia region** had the highest percentage of ● for both KPI 6.4 (UNCT support to Governments – WITH youth) and KPI 6.5 (UNCT-led projects – WITH youth)
- ◆ From 2020 to 2021, 19% (25 of 130) of UNCTs made progress; 75% (97 of 130) saw no change; and 6% (8 of 130) of fell behind

8.

Global stewardship

Youth2030: A Global Progress Report 2021, [↗](#) along with the UN Snapshot Series 2021, [↗](#) its data companion, was the first UN report to provide insights and initial data on the status of implementation of the work of UN entities and UNCTs on Youth2030, the UN Youth Strategy. Based on the first reporting cycle in 2020, the report also outlined what actions and initiatives FOR and WITH youth had worked well and what areas needed attention, and provided detailed information on differences at the global, regional, entity and UNCT levels.

Areas identified for improvement included:

- ◆ Joint planning, implementation and coordination on youth
- ◆ Tracking of results and resources FOR youth
- ◆ Transparency of reporting on youth
- ◆ Internships and the youth workforce
- ◆ UN work WITH youth

In 2021, the High-level Steering Committee took note of the findings outlined in the first report and, together with the Joint Working Group and the Youth2030 secretariat, set out to address gaps and accelerate the implementation of the Youth Strategy.

Key aspects of the work carried out in 2021 are presented in the following sections:

- 8.1 Strengthening system-wide accountability on youth
- 8.2 Strengthening implementation in UNCTs
- 8.3 Stepping up action on internships
- 8.4 System-wide youth marker
- 8.5 Stakeholders engagement for expansion and advocacy
- 8.6 Working arrangements

8.1 Strengthening system-wide accountability on youth

Accountability for youth work across the UN system continued to be strengthened in 2021 through the following activities:

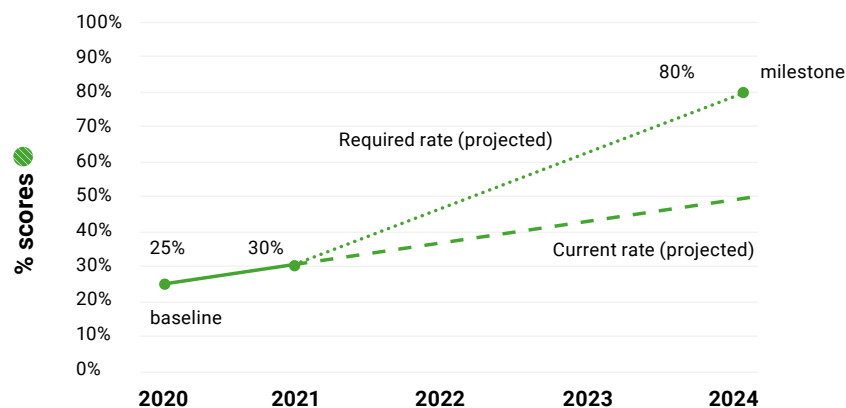
- ◆ Establishment of a **Youth2030 baseline** for UNCTs
- ◆ Building an **accountability scorecard and reporting system for UN entities**
- ◆ Integrating **Youth2030 indicators** in the **quadrennial comprehensive policy review** process

Youth2030 baseline for UNCTs

The Youth2030 baseline for UNCTs was established in early 2021, based on the first reporting by UNCTs against the Youth2030 UNCT Scorecard (2020): data revealed that 25% of KPIs were 🟢 at the baseline.

UNCTs

Percentage of 🟢 scores at baseline (2020) and 2021 vs. projected milestone



Youth2030 Scorecard for UN Entities

In 2021, in line with the Youth2030 UNCT Scorecard, a **Youth2030 Scorecard for UN Entities**, including 18 KPIs, was developed. In addition, in 2021, the Joint Working Group, in collaboration with the UN Office of Information and Communications Technology, built out a secure, online platform, the **Youth2030 Entity Scorecard Reporting System (ESRS)**: UN entities accessed the platform to report their contributions. Insights in the present report on the work of UN entities is based on their first reporting for 2021 in the ESRS.



[Enter Entity Report Library >](#)

Youth2030 in the quadrennial comprehensive policy review monitoring framework 2021 – 2024

In 2021, members of the Youth2030 Joint Working Group integrated relevant indicators into the monitoring framework of the quadrennial comprehensive policy review (2021 – 2024), the primary policy instrument through which the General Assembly defines UN system support to programme countries in their development efforts. The inclusion of Youth2030 indicators in the quadrennial comprehensive policy review provides a critical opportunity to assess the effectiveness, efficiency, coherence and impact of the entire UN development system on youth.

8.2 Strengthening implementation in UNCTs

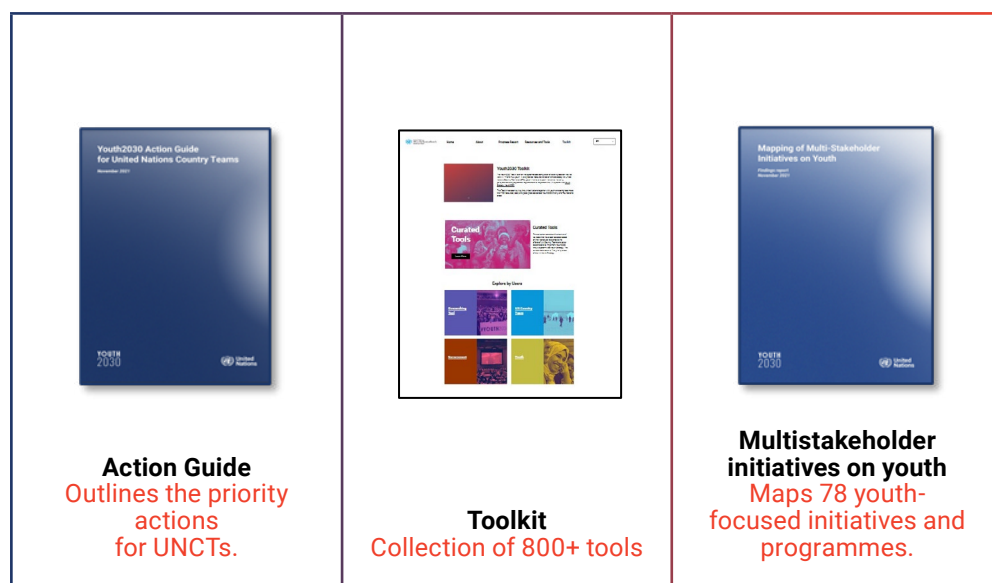
To ensure that UNCTs achieve the 2024 performance milestone for the implementation of the Youth2030 agenda, global teams:

- ◆ Finalized development and dissemination of the implementation package for UNCTs, including resources and tools for implementation
- ◆ Provided technical support to UNCTs to strengthen strategic actions FOR youth
- ◆ Engaged with fast-track countries to identify good practices and innovations FOR and WITH youth
- ◆ Documented good practices and lessons learned on youth and accountability for the SDGs

Youth2030 implementation package for UNCTs

In 2021, the **Youth2030 implementation package for UNCTs** was finalized and launched in order to support the efforts of UNCTs to deliver effectively on Youth2030 and on global commitments on youth.

Co-created by the UN with young people⁸ and validated in four⁹ fast-track countries,¹⁰ the package, which included an Action Guide, a Toolkit and a Mapping of Multistakeholder Initiatives on Youth, was made available on the Youth2030 one-stop-shop portal.



⁸ Including youth organizations and networks and 24 UN entities.

⁹ Costa Rica, Ethiopia, Ghana and Sierra Leone.

¹⁰ Fast-track countries are envisaged as leaders in the implementation of the Youth2030 Strategy and as incubation grounds to model joint UN work, test new knowledge products before global roll-out, support cutting-edge research and innovations and foster strategic partnerships for results and resources.



Technical support to UNCTs

The process of designing and developing UNSDCFs in UNCTs is a critical opportunity to strengthen actions FOR and WITH youth in their work. In 2021, members of the Joint Working Group, including the Development Coordination Office (DCO) and the Youth2030 secretariat, engaged with 68 UNCTs, providing technical assistance to strengthen their strategic work on youth. The engagements were virtual and included (but not limited to) briefings for programme management teams and youth task forces, inputs into common country analyses, cooperation frameworks, joint workplans and support during the reporting period. The summary of engagement is presented in the table below.

Regions	No. of UNCTs by region	No. of UNCTs engaged in 2021	Percentage of UNCTs engaged in 2021
Africa	53	25	47
Arab States	10	3	30
Asia-Pacific	24	17	71
Europe and Central Asia	18	11	61
Latin America and the Caribbean	25	12	48
Total	130	68	52

Note: The five regions as determined by the United Nations Development Coordination Office, which serves as the secretariat for the UN Sustainable Development Group (UNSDG).

Engagement with fast-track countries

In 2021, engagement with 10 fast-track countries,¹¹ was robust at both the:

- (a) Technical level, to test the UNCT implementation package before global roll-out;
- (b) Leadership level, to identify best practices and innovations in implementation for showcasing at global forums and knowledge exchange platforms.

¹¹ The 10 fast-track countries were: Bangladesh, Costa Rica, Ethiopia, Ghana, Jordan, Morocco, Niger, Sierra Leone, Uganda and Uzbekistan.



Youth and SDG accountability

In 2021, building on a working paper *Believe in Better*, [7](#) and drawing data from the Youth2030 UNCT baseline established in 2020, a multi-country review was held on **youth, the SDGs and social accountability**. Online surveys with Government representatives, UNCTs and youth networks across 35 UNCTs,¹² including in-depth exercises in seven countries,¹³ provided a solid understanding of current practices and outcomes of youth engagement in participatory decision-making processes and of SDG accountability in countries. A report, *Believe in Better: from Policy to Practice*, [7](#) with a compendium of resources and tools, is available to inform global scale-up.

Highlights

- ◆ UN supports a broad variety of social accountability initiatives with youth
- ◆ UN entities that most frequently support young people in these initiatives are:
 - ◆ UNDP
 - ◆ UNICEF
 - ◆ UNFPA
 - ◆ UN-Women
- ◆ Common areas of support for young people:
 - ◆ Training and tools on social accountability
- ◆ Categories of young people commonly engaged:
 - ◆ Grassroots groups
 - ◆ Girls and young women
 - ◆ Young people with disabilities
- ◆ Sectors where young people are regularly engaged in decision-making processes:
 - ◆ Women and children
 - ◆ Health
 - ◆ Education

¹² Based on Youth2030 reporting by UNCTs in 2020.

¹³ Albania, Ghana, Guatemala, Jordan, Kenya, Pakistan and Thailand.

8.3 **Stepping up action** **on internships**

Two foundational areas of Youth2030 – internships and the youth workforce – were underlined as critical gaps in the first progress report. In 2021, an inter-agency task team was established to address this issue and to strengthen internships. Composed of 88 human resources focal points on internships from 36 UN entities, 3 UNCTs, 3 youth groups and 1 multistakeholder initiative, the team is working to improve internships across the UN system.

Guided by the recommendations and benchmarks set out in the report of the Joint Investigative Unit entitled “**Review of internship programmes in the United Nations system**”;¹⁴ the task team organized its work in four tracks, (a) **good practices**, (b) **operational improvements**, (c) **data and tracking systems**, and (d) **advocacy**, with the aim of producing knowledge products, resources and briefs to transform internships at the UN, including:

- ◆ Reporting on the stocktaking on internships in participating entities
- ◆ Compendium of good practices on internships
- ◆ Recommendations for policy and operational improvement
- ◆ Tools and scales to measure performance and track progress
- ◆ Reporting on the UN baseline on internships
- ◆ Issue briefs
- ◆ Advocacy briefs

The stocktaking on internships was completed in 2021 and a report, including the compendium of good practices, will be available in 2022.

8.4 **System-wide youth** **marker**

The results presented in the Youth2030: Progress Report 2020 highlighted gaps in tracking results and resources for youth in the UN system, revealing, inter alia, that half of UNCTs had no information on funding on youth. To address this gap, the High-level Steering Committee agreed to introduce a system-wide youth marker and set out the following key considerations during its roll-out:

- ◆ Build on the lessons learned in the implementation of gender and disability markers and tags
- ◆ Take advantage of the momentum in the roll-out of integrated planning, management and reporting solution in UMOJA at the UN Secretariat
- ◆ Set out common standards for the youth marker, including structure and definitions
- ◆ Clarify the entity that will be the “go-to” provider for technical guidance on the youth marker
- ◆ Be mindful of challenges in the design of the youth marker, including transaction costs

¹⁴ A/73/377. [↗](#)

8.5 **Stakeholder** **engagement** **for expansion and** **advocacy**

Broad stakeholder engagement to galvanize support for the implementation of Youth2030 continued to be prioritized throughout 2021. Briefings were held with the following three groups of stakeholders in 2021, as highlighted below.

Youth2030 briefing to Member States

To highlight progress and to galvanize further support for the implementation of Youth2030, a briefing on the strategy was co-hosted by the Permanent Missions of El Salvador, Portugal, Rwanda, Slovakia and Sri Lanka to the UN, in coordination with the Office of the Secretary-General's Envoy on Youth, bringing together more than 100 participants, including representatives from 30 Member States.

Youth2030 briefing to youth networks

To showcase young people's engagement in Youth2030 strategy and to promote further interest in their engagement at various levels, a briefing for youth networks was hosted by the International Coordination Meeting of Youth Organizations and the Office of the Secretary-General's Envoy on Youth. The briefing reached over 150 youth-led organizations and hundreds of young people from across the world.

Youth2030 briefing to UN stakeholders

In 2021, as a part of its outreach activities, the Youth2030 secretariat held four briefings for UN entities, engaging more than 130 focal points from over 32 entities: the number of UN entities contributing to Youth2030 increased from 17 in 2020 to 44 in 2021.

8.6 **Working arrangements**

Strong inter-agency collaboration and robust contributions from networks of young people – the highlights of 2021– resulted in an all-around acceleration of work on Youth2030. Under the strategic guidance of the High-level Steering Committee, the technical leadership team (Joint Working Group) and several task teams actively contributed to new products and new areas of work.

The task teams active in 2021 were:

Action Guide	Mapping	Toolkit	Internships
UN Entities Scorecard	Dashboard	Communications	

In 2021, the Youth2030 secretariat seamlessly coordinated 39 inter-agency meetings, 1 meeting of the High-level Steering Committee, 11 meetings of the Joint Working Group and 27 task team meetings, involving 41 entities, 4 youth networks and Young UN.

The transparency and easy access provided by the e-Workspace managed by the Youth2030 secretariat, which includes an up-to-date and intuitive documentation and retrieval system, has been noted with appreciation by members of several inter-agency teams.

9.

Journey Forward

Youth2030: Progress Report 2022 presents comparative data and analysis on the work of the UN system at the global, regional and country levels in implementing Youth2030: the United Nations Youth Strategy. In the years ahead, UN entities and UNCTs will be engaged in facilitating transformative shifts in the youth development landscape towards achievement of the Youth2030 agenda, in conjunction with implementation of the overarching 2030 Agenda for Sustainable Development and its SDGs.

Chapter 9 is organized under the following themes:

- 9.1 Youth2030 implementation is progressing, but not fast enough
- 9.2 Facilitating knowledge sharing from global and regional levels to the country level is essential
- 9.3 Tracking results and resources for youth
- 9.4 Strengthening inter-agency coordination at the country level
- 9.5 Expanding fair and quality internships and the youth workforce
- 9.6 Advancing policies, processes and platforms for meaningful youth engagement

9.1 **Youth2030** **implementation is** **progressing,** **but not fast enough**

From the reporting of UN entities and UNCTs in 2021, it is evident that while the UN system is making progress in the implementation of Youth2030, including clearly defined areas of strength, there are a number of gaps that need to be addressed.

Reporting in 2021 highlights that the UN is active in its support for the efforts of Governments and other stakeholders worldwide to advance global commitments on youth, including the SDGs, by advocating and promoting evidence-based policymaking, scaling up programmes and projects and establishing strategic partnerships for investment and innovation on youth.

However, reporting also showed that the rate of progress must be accelerated to meet UN commitments to young people:

- ◆ In order for UNCTs and UN entities to be 🟢 for 80% of KPIs/scores by 2024, and the larger goal of achieving the SDGs by 2030, implementation of Youth2030 must be scaled up
- ◆ From 2020 to 2021, overall 🟢 scores in UNCTs improved from 25% to 30%. Progress must be speeded up if UNCTs are to achieve for 80% of KPIs/scores by 2024
- ◆ There were significant differences in levels of achievement between regions, with some improving faster than others: in the Europe and Central Asia region 🟢 KPIs improved from 30% to 41% (2020 – 2021), an 11-point increase; during the same period, in the Asia-Pacific region, 🟢 KPIs improved by only 2%, from 28% to 30%
- ◆ 2021 reporting showed that fewer UNCTs scored than in 2020 for the KPIs covering support to Governments for policy alignment to the SDGs (KPI 6.4), public finance (KPI 13) and disaggregated data (KPI 14)

Targeted support is needed to ensure that the pace of acceleration is maintained across all five regions and across all KPIs/scores.

9.2 **Facilitating knowledge** **sharing from global** **and regional levels to** **the country level**

In 2021, UN entities reported on the introduction of a number of data and knowledge products at the global and regional levels. In order to ensure the efficient transmission of such products from the global and regional levels to the UNCTs working at the country level, and to improve overall coordination, targeted support should be provided.

2021 reporting show that UN entities, in line with their respective mandates, are producing data and knowledge on youth, evidence on youth and norms and standards, as shown below:

- ◆ 85% (27 of 31) of UN entities generated new evidence across Youth2030 priority areas
- ◆ 80% (25 of 31) of UN entities published best practices and lessons learned documentation on youth issues

Dedicated and targeted technical support from UN entities is required to advance progress at the country level.

9.3 **Expanding fair and quality internships and the youth workforce**

Reporting in 2021 shows marked differences between initiatives to expand fair and quality internships and increase the proportion of youth in the workforce by UN entities at the global and regional levels and by UNCTs at the country level. While 93% (37 of 40) of UN entities included such initiatives, only 20% (23 of 130) of UNCTs reported such activities.

Future action must build on existing good practices and lessons learned on in order for UN entities and UNCTs to work FOR youth. The ongoing roll-out of the BOS in UNCTs presents an opportunity to fast-track innovative approaches on these strategic issues and to support the goals for youth set out in the report of the Secretary-General, Our Common Agenda. ↗

9.4 **Strengthening inter-agency coordination at the country level**

Data for 2021 show that overall engagement at global and regional levels was significantly higher than at the country level, which remained unchanged at 2020 levels. Strengthening inter-agency coordination between UN entities and UNCTs at the country level is critical to the coherence of youth work across the UN system in implementing Youth2030 at all levels worldwide.

9.5 **Tracking results and resources for youth**

Tracking results and ensuring resources for youth are essential components of Youth2030. Data from 2021 show a continuing need to prioritize the establishment of a system-wide youth marker system within and across UN entities in order to track progress and to ensure that UN entities contribute to youth empowerment and intergenerational equity. The marker system should be built based on lessons learned in implementing similar markers and tags and by taking advantage of the momentum created in the roll-out of the integrated planning, management and reporting solution. In addition, it is important to set common standards, including structure and definitions, and to identify focal points for technical guidance on the youth marker.

9.6 **Advancing policies, processes and platforms for meaningful youth engagement**

The 2022 report highlights the need to collaborate WITH youth and to work FOR youth, both inside and outside the UN, guided by the vision in Our Common Agenda: reviewing and recalibrating existing policies, platforms and practices for more meaningful youth engagement remains critical part to the implementation of Youth2030 in the years ahead.

To ensure that young people are meaningfully engaged in all areas of UN, a concerted effort is needed across the system to include youth in UNSDCF, system-wide evaluations and global strategies, including the United Nations-Disability and Inclusion Strategy (UNDIS), which highlights that intersectionality needs to be addressed more consciously throughout the work of the entire UN system in order to Leave No Youth Behind.

- ◆ Close to 50 UNCTs will implement new UNSDCF in 2023, with a further 16 starting the process in 2024. The renewal of cooperation framework policies and processes presents an opportunity to accelerate implementation of Youth2030 at the country level through enhanced and systemic integration
- ◆ 2021 reporting revealed that 45% (18 of 40) of UN entities had completed evaluations on youth. Looking ahead, the UN must strive to increase the inclusion of young people in system-wide evaluations in order to ensure a future-focused Organization that puts youth at the heart of its mandate

It is clear that the achievement of both Youth2030 and the overall 2030 Agenda will depend on the engagement of young people – in all their diversity – as equal partners.

Annexes

Annex I

List of contributing United Nations entities

Acronym	Entity	UN reporting body
DCO	Development Coordination Office	UN Secretariat
DESA	Department of Economic and Social Affairs	UN Secretariat
DGC	Department of Global Communications	UN Secretariat
DMSPC	Department of Management Strategy, Policy and Compliance	UN Secretariat
DPO	Department of Peace Operations	UN Secretariat
DPPA	Department of Political and Peacebuilding Affairs	UN Secretariat
ECE	Economic Commission for Europe	ECOSOC, UN Secretariat
ECLAC	Economic Commission for Latin America and the Caribbean	ECOSOC, UN Secretariat
ESCAP	Economic and Social Commission for Asia and the Pacific	ECOSOC, UN Secretariat
ESCWA	Economic and Social Commission for Western Asia	ECOSOC, UN Secretariat
FAO	Food and Agriculture Organization of the United Nations	ECOSOC
IFAD	International Fund for Agricultural Development	ECOSOC
ILO	International Labour Organization	ECOSOC
IOM	International Organization for Migration	General Assembly
ITC	International Trade Centre	General Assembly, ECOSOC
ITU	International Telecommunication Union	ECOSOC
OCHA	Office for the Coordination of Humanitarian Affairs	UN Secretariat
OCT	Office of Counter-Terrorism	UN Secretariat
ODA	Office for Disarmament Affairs	UN Secretariat
OHCHR	Office of the United Nations High Commissioner for Human Rights	UN Secretariat
OSGEY	Office of the Secretary General's Envoy on Youth	UN Secretariat
UNAIDS	Joint United Nations Programme on HIV/AIDS	ECOSOC
UNAOC	United Nations Alliance of Civilizations	UN Secretariat
UNCDF	United Nations Capital Development Fund	General Assembly, ECOSOC
UNCTAD	United Nations Conference on Trade and Development	General Assembly, ECOSOC
UNDP	United Nations Development Programme	General Assembly, ECOSOC
UNDRR	United Nations Office for Disaster Risk Reduction	UN Secretariat
UNEP	United Nations Environment Programme	General Assembly, ECOSOC
UNESCO	United Nations Educational, Scientific and Cultural Organization	ECOSOC
UNFPA	United Nations Population Fund	General Assembly, ECOSOC
UNHCR	Office of the United Nations High Commissioner for Refugees	General Assembly, ECOSOC
UNICEF	United Nations Children's Fund	General Assembly, ECOSOC
UNIDO	United Nations Industrial Development Organization	ECOSOC
UNODC	United Nations Office on Drugs and Crime	UN Secretariat
UNOPS	United Nations Office for Project Services	General Assembly, ECOSOC
UNOSSC	United Nations Office for South-South Cooperation	UNDP and HLC on SSC (subsidiary body of General Assembly)
UN-Women	United Nations Entity for Gender Equality and the Empowerment of Women	General Assembly, ECOSOC
UNV	United Nations Volunteers	General Assembly, ECOSOC
WHO	World Health Organization	ECOSOC
WIPO	World Intellectual Property Organization	ECOSOC

Annex II

List of contributing United Nations Country Teams^{a,b}

Region	Africa (53)	Arab States (10)	Asia-Pacific (24)	Europe and Central Asia (18)	Latin America and the Caribbean (25)
UN Country Teams	<ul style="list-style-type: none"> • Algeria • Angola • Benin • Botswana • Burkina Faso • Burundi • Cabo Verde • Cameroon • Central African Republic • Chad • Comoros • Congo • Côte d'Ivoire • Democratic Republic of the Congo • Djibouti • Egypt • Equatorial Guinea • Eritrea • Eswatini • Ethiopia • Gabon • Gambia • Ghana • Guinea • Guinea-Bissau • Kenya • Lesotho • Liberia • Libya • Madagascar • Malawi • Mali • Mauritania • Mauritius • Morocco • Mozambique • Namibia • Niger • Nigeria • Rwanda • Sao Tome and Principe • Senegal • Sierra Leone • Somalia • South Africa • South Sudan • Sudan • Togo • Tunisia • Uganda • United Republic of Tanzania • Zambia • Zimbabwe 	<ul style="list-style-type: none"> • Bahrain • Iraq • Jordan • Kuwait • Lebanon • Saudi Arabia • State of Palestine • Syrian Arab Republic • United Arab Emirates • Yemen 	<ul style="list-style-type: none"> • Afghanistan • Bangladesh • Bhutan • Cambodia • China • Democratic People's Republic of Korea • Fiji • India • Indonesia • Iran (Islamic Republic of) • Lao People's Democratic Republic • Malaysia • Maldives • Mongolia • Myanmar • Nepal • Pakistan • Papua New Guinea • Philippines • Samoa • Sri Lanka • Thailand • Timor-Leste • Viet Nam 	<ul style="list-style-type: none"> • Albania • Armenia • Azerbaijan • Belarus • Bosnia and Herzegovina • Georgia • Kazakhstan • Kosovo^c • Kyrgyzstan • Montenegro • North Macedonia • Republic of Moldova • Serbia • Tajikistan • Turkey • Turkmenistan • Ukraine • Uzbekistan 	<ul style="list-style-type: none"> • Argentina • Barbados • Belize • Bolivia (Plurinational State of) • Brazil • Chile • Colombia • Costa Rica • Cuba • Dominican Republic • Ecuador • El Salvador • Guatemala • Guyana • Haiti • Honduras • Jamaica • Mexico • Panama • Paraguay • Peru • Suriname • Trinidad and Tobago • Uruguay • Venezuela (Bolivarian Republic of)

^a List of Resident Coordinators of United Nations Country Teams (UNCTs). ↗

^b List of UNCT multi-country offices. ↗

^c All references to Kosovo shall be understood in the context of Security Council resolution 1244 (1999). ↗

Annex III

UN entities: Key performance indicators and scores

KPI No.	Short form	Score	Short form
KPI 1	Results for youth	1.1	Guiding instrument(s)
		1.2	Situational analysis in strategic plan
		1.3	Results in strategic plan
KPI 2	Alignment to Youth2030	2.1	Programme plan(s)
		2.2	Human resources plan(s)
		2.3	Communication and advocacy strategy/plan
KPI 3	Funding for youth	3.1	Tracking of funding
		3.2	Funding (allocation vs. expenditure) (% of annual expenditure)
KPI 4	Transparency		
KPI 5	Data on youth	5.1	Databases
		5.2	New indicators
		5.3	New data/data products
		5.4	Big-data sources
KPI 6	Evidence on youth	6.1	New evidence
		6.2	Best practices and lessons learned
		6.3	Flagship and periodic reports
		6.4	Evaluations
KPI 7	Set standards		
KPI 8	Build capacity of external stakeholders	8.1	Knowledge portal
		8.2	Training and capacity development
		8.3	E-learning courses
		8.4	Knowledge exchange
KPI 9	Strengthen national policies		
KPI 10	Leave No Youth Behind		
KPI 11	Joint programmes and multistakeholder initiatives		
KPI 12	Partnerships and investments for innovations	12.1	Partnerships for innovations
		12.2	Direct funding for projects
KPI 13	Communication and advocacy	13.1	Advocacy in global/regional forums
		13.2	Advocacy to promote international days
		13.3	Communication campaigns
KPI 14	Youth coordination mechanism/architecture	14.1	Inter-agency coordination (global/regional/country-level)
		14.2	Other inter-agency coordination
KPI 15	Internal capacities	15.1	Availability of personnel
		15.2	Internal coordination
		15.3	Capacity-building of staff
KPI 16	Youth workforce		
KPI 17	Fair and quality internships		
KPI 18	Policies, processes and platforms for meaningful youth engagement	18.1	Policies and processes
		18.2	Diversity of youth engaged
		18.3	Entity processes – WITH youth
		18.4	Governmental/intergovernmental processes – WITH youth
		18.5	UN-led programmes, projects and campaigns – WITH youth

Annex IV

UN Country Teams

Key performance indicators and scores

KPI No./score	Short form
KPI 1	Youth situational analyses
KPI 2	Results for youth
KPI 3.1	Joint workplans
KPI 3.2	Business Operations Strategy
KPI 4.1	Funding (planned vs. available)
KPI 4.2	Funding (available vs. utilized)
KPI 5	Transparency
KPI 6.1	Policies and processes for meaningful youth engagement
KPI 6.2	Diversity of youth engaged
KPI 6.3	UNCT processes – WITH youth
KPI 6.4	UNCT support to Governments – WITH youth
KPI 6.5	UNCT-led projects –WITH youth
KPI 7	Youth coordination – UNCTs
KPI 8	Capacities
KPI 9	Youth workforce
KPI 10	Internships
KPI 11	Leave No Youth Behind
KPI 12.1	Policy alignment
KPI 12.2	Policy coherence
KPI 13	Public finance
KPI 14	Disaggregated data
KPI 15	Youth in design, monitoring, review
KPI 16	In-country youth coordination
KPI 17	Investments in youth-led solutions
KPI 18	Knowledge exchange
KPI 19	Communication and advocacy

Annex V

Youth2030: High-level Steering Committee

January – December 2021

UN entity Youth network

Organization	First Name/Last Name/Title
OSGEY	Jayathma Wickramanayake Secretary-General's Envoy on Youth and Chair of the High-level Steering Committee
DCO	Robert Piper Assistant Secretary-General, Development Coordination Office
DESA	Elliot Harris Assistant Secretary-General for Economic Development and Chief Economist
DMSPC	Martha Helena Lopez Assistant Secretary-General for Human Resources
DPPA	Oscar Fernandez-Taranco Assistant Secretary-General for Peacebuilding Support
IANYD Youth Caucus (until April 2021)	Ines Moued Youth Representative
ICMYO	Fahmida Faiza Youth Representative
ILO	Sangheon Lee Director, Employment Policy Department
IOM	Amy Pope Deputy Director-General, Management and Reform
MGCY	Khaled Emam Youth Representative
OHCHR	Craig Mokhiber Director of the New York Office of the Office of the United Nations High Commissioner for Human Rights
UNAIDS	Shannon Hader Deputy Executive Director of Programmes
UNDP	Haoliang Xu Assistant Secretary-General, Director of Bureau for Policy and Programme Support
UNESCO	Gabriela Ramos Assistant Director-General for Social and Human Sciences
UNFPA	Diene Keita Deputy Executive Director for Programmes
UNIDO	Hiroshi Kuniyoshi Deputy to the Director General and the Managing Director of External Relations and Policy Research
UNODC	Jean-Luc Lemahieu Director, Division for Policy Analysis and Public Affairs
UN-Women	Asa Regner Deputy Executive Director for Normative Support, UN System Coordination and Programme Results
Young UN	Kamila Karimova Youth Representative

Annex VI

Youth2030: Technical Leadership Team (Joint Working Group)

January – December 2021

UN entity Youth network

Organization	First Name/Last Name
DCO	Katarina L. Kuai , Janine Theresa Chase
DESA	Nicola Shepherd
DMSPC	Alexia Lachavanne , Chidinma Ogbuehi , Sooyhun Kim
DPPA	Chelsea Payne , Joao Scarpelini , Matteo Busto
IANYD Youth Caucus (until April 2021)	Ines Moued
ICMYO	Fahmida Faiza , Regine Guevara
ILO	Chiara Curcio , Susana Puerto-Gonzalez
IOM	Amira Nassim , Neha Sinha
MGCY	Khaled Emam
OHCHR	George Konstantinos Charonis
OSGEY	Marija Vasileva-Blazev
UNAIDS	Alicia Sanchez
UNDP	Giulia Jacovella , Maria Stage , Noella Richard
UNESCO	Maria Kypriotou
UNFPA	Cecile Mazzacurati , Danielle Engel , Petar Mladenov
UNICEF	Fabio Frischia
UNIDO	Bashir Conde , Yoann Longuestre
UNODC	Gautam Babbar , Gilberto Antonio Duarte Santos , Kirsty Rancier
UN-Women	Ines Esteban Gonzalez
WHO	Valentina Baltag
Young UN	Anna Gkioka , Helena Smolak , Kamila Karimova

Annex VII

Youth2030 Secretariat

Office of the Secretary-General's Envoy on Youth

January – December 2021

Sudha **Balakrishnan** (Head of Youth2030 Secretariat)

Anca **Gluga** (UN entities coordination)

Andreas **Karsten** (UNCT Action Guide)

Angga Dwi **Martha** (Knowledge management)

Henrik **Dale** (UNCT coordination)

Hillary **Bakrie** (Technology and innovation)

Maanishaa Narain **Jessani** (Planning and monitoring)

Maarten Van **Brederode** (UNCT Action Guide)

Purva **Sawant** (Design)

Roberta **Brangam** (Editorial)

Romeral **Ortiz-Quintilla** (Toolkit)

Ronald **Baumann** (Design)

Annex VIII

Youth2030: Progress Report 2022 | Contributors and reviewers

Entity	Contributors	Reviewers
DCO	Katarina L. Kuai	Joerg Schimmel
DESA	Nicola Shepherd	Masumi Ono
DGC	Brenden Varma	Robb Skinner
DMSPC	Soohyun Kim	Chidinma Ogbuehi
DPO	Tamasha Mkimbo Mpyisi-White	Marco Donati
DPPA	Matteo Busto	Henk-Jan Brinkman
ECE	Elise Zerrath	Monika Linn
ECLAC	Raquel Santos Garcia	Daniela Trucco
ESCAP	Marco Roncarati	Sabine Henning
ESCWA	Naeem Al-Mutawakel	Oussama Safa
FAO	Francesca DallaValle	Lauren Phillips
IFAD	Rahul Antao	Tom Anyonge
ILO	Chiara Curcio	Susana Puerto Gonzalez
IOM	Neha Sinha	Michele Bombassei
ITC	Julia Zietemann	Saskia Marx
ITU	Dunola Oladapo	Carla Licciardello
OCHA	Christopher Gerlach	Cathy Sabety
ODA	Marykate Monaghan	Soo Hyun Kim
OCT	Rana Ahmed T. Alotaibi	Ana Izar
OHCHR	George Konstantinos Charonis	Imma Guerras Delgado
OSGEY	Bianca Herzog	Marija Vasileva-Blazev
UNAIDS	Alicia Sanchez	Suki Beavers
UNAOC	Dana Podmolikova	Alessandro Girola
UNCDF	Edoardo Tancioni	Casper Sonesson
UNCTAD	Peter Navarette	Arlette Verploegh Chabot
UNDP	Maria Stage	Noella Richard
UNDRR	Laurel Jo-Anne Hanson	Huw Beynon
UNEP	Juan Celis	Atif Butt
UNESCO	Maria Kypriotou	Souria Saad-Zoy
UNFPA	Petar Mladenov	Cecile Mazzacurati
UNHCR	German Robles Osuna	Scott Pohl
UNICEF	Fabio Friscia	Priya Marwah
UNIDO	Yoann Longuestre	Bashir Conde
UNODC	Kirsty Rancier	Gilberto Antonio Duarte Santos
UNOPS	Mohamed Alm	Elyse Ruest-Archambault
UNOSSC	Ragini Malik	Dingding Sun
UNV	Hae-Yeon Alice Jeong	Naoual Driouich
UN-Women	Ines Esteban Gonzalez	Vivek Rai
WHO	Valentina Baltag	Wole Ameyan
WIPO	Rudolph Dadey	Edward Kwakwa



**United
Nations**

Office of the Secretary-General's Envoy on Youth
1 United Nations Plaza
New York, NY 10017

YOUTH2030
A Global Progress Report

April 2022

For further information contact:
Matthew Hunter
youthenvoy@un.org